

Mark Deuss
Veterinary Surgeon

Examination Report

"C KLASSE 2"
(CLASSE HS)

Examination for the purpose of purchase, sale insurance

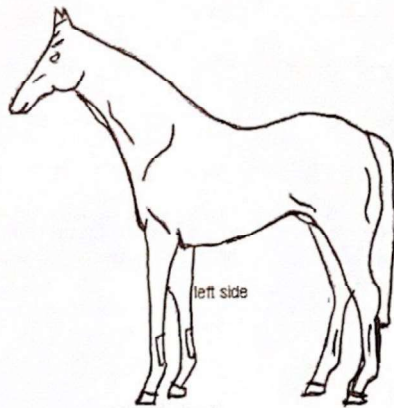
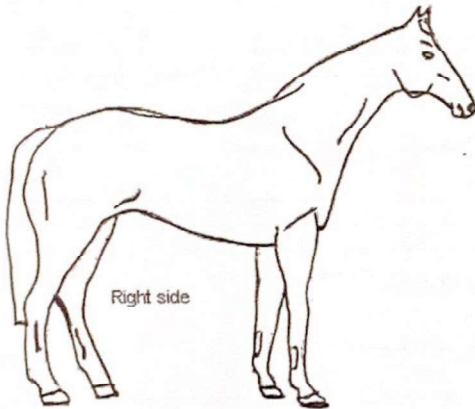
Company: _____
Horse/Pony is used for: SPORTS
Client: _____
Address: _____
Postal code and town: _____
Buyer Seller Owner: _____
Present Yes/No _____

Description

Race or Type: Z
Pedigree no.: 056015 2557 88216
Age: 25/04/2016
Sex: FEMALE
Shoulder height: _____
Level of training: SPORTS
Colour: RAY
Outline: _____

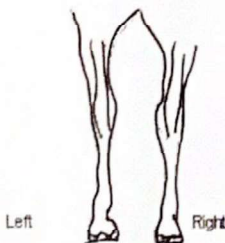
Jr. STUBBOPAPERS

microchipnr.: 52821 000445473



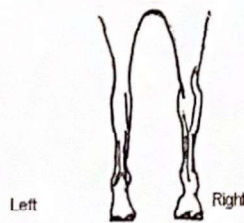
Hind rear view

fore rear view



Left

Right



Left

Right

General Examination

Build and posture good/deviant: _____
Feeding condition good/deviant: _____
Skin and hair good/deviant: _____
Pulse in condition of rest/possibly after labour: NO
Respiration in condition of rest/possibly after labour: NO
Type of respiration normal/deviant: _____
Mucous membranes normal/deviant: _____
Lymph glands normal/deviant: _____
Eyes normal/deviant: _____
Mouth normal/deviant: _____
Spontaneous cough present/not present: _____
Larynx normal/sensitive: _____
Cicatrice corneal operation: present/not present: _____

Further clinical examination

	not deviant	deviant
Respiratory system	<input checked="" type="checkbox"/>	<input type="checkbox"/>
Laryngoscopy if necessary	<input type="checkbox"/>	<input type="checkbox"/>
Circulation system	<input checked="" type="checkbox"/>	<input type="checkbox"/>
Digestion system	<input checked="" type="checkbox"/>	<input type="checkbox"/>
Urogenital system	<input checked="" type="checkbox"/>	<input type="checkbox"/>
Nervous system	<input checked="" type="checkbox"/>	<input type="checkbox"/>

Motion system:

Inspection	<input checked="" type="checkbox"/>	<input type="checkbox"/>
Palpation	<input checked="" type="checkbox"/>	<input type="checkbox"/>
Percussion	<input checked="" type="checkbox"/>	<input type="checkbox"/>

Neck	<input checked="" type="checkbox"/>	<input type="checkbox"/>
Withers	<input checked="" type="checkbox"/>	<input type="checkbox"/>
Back	<input checked="" type="checkbox"/>	<input type="checkbox"/>
Groin	<input checked="" type="checkbox"/>	<input type="checkbox"/>
Left forefoot	<input checked="" type="checkbox"/>	<input type="checkbox"/>
Right forefoot	<input checked="" type="checkbox"/>	<input type="checkbox"/>
Left hind leg	<input checked="" type="checkbox"/>	<input type="checkbox"/>
Right hind leg	<input checked="" type="checkbox"/>	<input type="checkbox"/>

	equal	not equal
Fronts hoofs	<input checked="" type="checkbox"/>	<input type="checkbox"/>
Horn quality	<input checked="" type="checkbox"/>	<input type="checkbox"/>
Hoof percussion	<input checked="" type="checkbox"/>	<input type="checkbox"/>
Hoof visitation	<input checked="" type="checkbox"/>	<input type="checkbox"/>

not deviant deviant

Walking on hard ground

straight line _____
 Left small volt _____
 Right small volt _____

Trotting on hard ground

straight line _____
 left small volt _____
 right small volt _____

Trotting on soft ground

left volt _____
 right volt _____

Cantering/Galloping on soft ground

left volt _____
 right volt _____

Bending tests
 Tightening of lower foot or leg

Left forefoot ~~not sensitive/sensitive~~
 Right forefoot ~~not sensitive/sensitive~~
 Left hind leg ~~not sensitive/sensitive~~
 Right hind leg ~~not sensitive/sensitive~~
 Trotting off after two minutes bending

LF +/- +/ ++
 RF +/- +/ ++
 LH +/- +/ ++
 RH +/- +/ ++
 L +/- +/ ++
 R +/- +/ ++

Hock:

Fixing the kneecap

L not possible / possible
 R not possible / possible

if necessary conductivity anaesthesia in consultation with the owner:

Results of the X-ray examination

		good	fair	bad
Navicular	LF	<input checked="" type="checkbox"/>	<input type="checkbox"/>	<input type="checkbox"/>
Navicular	RF	<input checked="" type="checkbox"/>	<input type="checkbox"/>	<input type="checkbox"/>
Fetlock	LF	<input checked="" type="checkbox"/>	<input type="checkbox"/>	<input type="checkbox"/>
Fetlock	RF	<input checked="" type="checkbox"/>	<input type="checkbox"/>	<input type="checkbox"/>
Fetlock	LH	<input checked="" type="checkbox"/>	<input type="checkbox"/>	<input type="checkbox"/>
Fetlock	RH	<input checked="" type="checkbox"/>	<input type="checkbox"/>	<input type="checkbox"/>
Hock	L	<input checked="" type="checkbox"/>	<input type="checkbox"/>	<input type="checkbox"/>
Hock	R	<input checked="" type="checkbox"/>	<input type="checkbox"/>	<input type="checkbox"/>
Stifle	L	<input checked="" type="checkbox"/>	<input type="checkbox"/>	<input type="checkbox"/>
Stifle	R	<input checked="" type="checkbox"/>	<input type="checkbox"/>	<input type="checkbox"/>

Necessary results of any other x-ray examinations

Number: "C Klasse 2"

After the examination blood/no blood was taken to search for illegal practices.
 If necessary laboratory results:

JN CONSIGNATION

FINAL CONCLUSION

CLINICAL IN GENERAL A
 POSITIV ADVISE ON THE DAY
 OF THE EXAMINATION IS
 2021/FEB/23

The examination was carried out and reported by
 Mark Deuss, Veterinary surgeon at Kinrooi on:
 (date) 23/FEB/2021

(Signature and stamp)

Mark Deuss
 Veterinary Surgeon
 Steyvershofstraat 8
 9840 Kinrooi (B)
 Tel. 0032 6 822 31