

Mark Deuss  
 Veterinary Surgeon

Steyvershofstraat 37  
 3640 Kinrooi (B)  
 Tel. 0(031)6 537 537 01  
 mark.deuss@hotmail.com

### Examination Report

"COLSON MD Z"  
 (CICERO Z)

**Examination for the purpose of purchase, sale insurance**

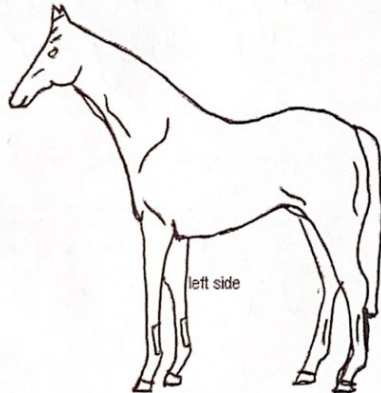
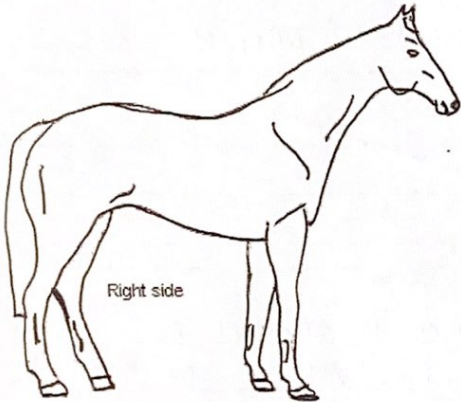
Company: \_\_\_\_\_  
 Horse/Pony is used for: SPORTS  
 Client: \_\_\_\_\_  
 Address: \_\_\_\_\_  
 Postal code and town: \_\_\_\_\_  
 Buyer Seller Owner: \_\_\_\_\_  
 Present Yes/No \_\_\_\_\_

**Description**

Race or Type: Z  
 Pedigree no.: 056015 Z 551 86718  
 Age: 22 APRIL 2018  
 Sex: GEIENDE  
 Shoulder height: \_\_\_\_\_  
 Level of training: SPORTS  
 Colour: GREY  
 Outline: \_\_\_\_\_

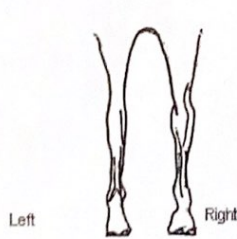
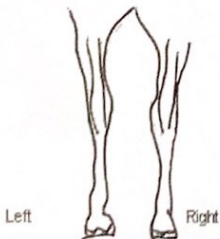
gr. studbook papers!

micro chip nr. 528210004750925



Hind rear view

fore rear view



**General Examination**

Build and posture good/deviant: \_\_\_\_\_  
 Feeding condition good/deviant: \_\_\_\_\_  
 Skin and hair good/deviant: \_\_\_\_\_  
 Pulse in condition of rest/possibly after labour: NO  
 Respiration in condition of rest/possibly after labour: NO  
 Type of respiration normal/deviant: \_\_\_\_\_  
 Mucous membranes normal/deviant: \_\_\_\_\_  
 Lymph glands normal/deviant: \_\_\_\_\_  
 Eyes normal/deviant: \_\_\_\_\_  
 Mouth normal/deviant: \_\_\_\_\_  
 Spontaneous cough present/not present: \_\_\_\_\_  
 Larynx normal/sensitive: \_\_\_\_\_  
 Cicatrice corne operation: present/not present: \_\_\_\_\_

**Further clinical examination**

	not deviant	deviant
Respiratory system	<input checked="" type="checkbox"/>	<input type="checkbox"/>
Laryngoscopy if necessary	<input checked="" type="checkbox"/>	<input type="checkbox"/>
Circulation system	<input checked="" type="checkbox"/>	<input type="checkbox"/>
Digestion system	<input checked="" type="checkbox"/>	<input type="checkbox"/>
Urogenital system	<input checked="" type="checkbox"/>	<input type="checkbox"/>
Nervous system	<input checked="" type="checkbox"/>	<input type="checkbox"/>

**Motion system:**

Inspection	<input checked="" type="checkbox"/>	<input type="checkbox"/>
Palpation	<input checked="" type="checkbox"/>	<input type="checkbox"/>
Percussion	<input checked="" type="checkbox"/>	<input type="checkbox"/>

Neck	<input checked="" type="checkbox"/>	<input type="checkbox"/>
Withers	<input checked="" type="checkbox"/>	<input type="checkbox"/>
Back	<input checked="" type="checkbox"/>	<input type="checkbox"/>
Groin	<input checked="" type="checkbox"/>	<input type="checkbox"/>
Left forefoot	<input checked="" type="checkbox"/>	<input type="checkbox"/>
Right forefoot	<input checked="" type="checkbox"/>	<input type="checkbox"/>
Left hind leg	<input checked="" type="checkbox"/>	<input type="checkbox"/>
Right hind leg	<input checked="" type="checkbox"/>	<input type="checkbox"/>

Fronts hoofs	<input checked="" type="checkbox"/> equal	<input type="checkbox"/> not equal
Horn quality	<input checked="" type="checkbox"/>	<input type="checkbox"/>
Hoof percussion	<input checked="" type="checkbox"/>	<input type="checkbox"/>
Hoof visitation	<input checked="" type="checkbox"/>	<input type="checkbox"/>

	not deviant	deviant
<b>Walking on hard ground</b>		
straight line	<input checked="" type="checkbox"/>	<input type="checkbox"/>
Left small volt	<input checked="" type="checkbox"/>	<input type="checkbox"/>
Right small volt	<input checked="" type="checkbox"/>	<input type="checkbox"/>
<b>Trotting on hard ground</b>		
straight line	<input checked="" type="checkbox"/>	<input type="checkbox"/>
left small volt	<input checked="" type="checkbox"/>	<input type="checkbox"/>
right small volt	<input checked="" type="checkbox"/>	<input type="checkbox"/>
<b>Trotting on soft ground</b>		
left volt	<input checked="" type="checkbox"/>	<input type="checkbox"/>
right volt	<input checked="" type="checkbox"/>	<input type="checkbox"/>
<b>Cantering/Galloping on soft ground</b>		
left volt	<input checked="" type="checkbox"/>	<input type="checkbox"/>
right volt	<input checked="" type="checkbox"/>	<input type="checkbox"/>

**Bending tests**  
Tightening of lower foot or leg

Left forefoot	<u>not sensitive/sensitive</u>
Right forefoot	<u>not sensitive/sensitive</u>
Left hind leg	<u>not sensitive/sensitive</u>
Right hind leg	<u>not sensitive/sensitive</u>

Trotting off after two minutes bending

LF	-	±	+	++
RF	-	±	+	++
LH	-	±	+	++
RH	-	±	+	++

Hock:

L	±	+	++
R	±	+	++

Fixing the kneecap

L	not possible / possible
R	not possible / possible

if necessary conductivity anaesthesia in consultation with the owner:

\_\_\_\_\_

**Results of the X-ray examination**

	good	fair	bad
Navicular LF	<input type="checkbox"/>	<input type="checkbox"/>	<input type="checkbox"/>
Navicular RF	<input type="checkbox"/>	<input type="checkbox"/>	<input type="checkbox"/>
Fetlock LF	<input type="checkbox"/>	<input type="checkbox"/>	<input type="checkbox"/>
Fetlock RF	<input type="checkbox"/>	<input type="checkbox"/>	<input type="checkbox"/>
Fetlock LH	<input type="checkbox"/>	<input type="checkbox"/>	<input type="checkbox"/>
Fetlock RH	<input type="checkbox"/>	<input type="checkbox"/>	<input type="checkbox"/>
Hock L	<input type="checkbox"/>	<input type="checkbox"/>	<input type="checkbox"/>
Hock R	<input type="checkbox"/>	<input type="checkbox"/>	<input type="checkbox"/>
Stifle L	<input type="checkbox"/>	<input type="checkbox"/>	<input type="checkbox"/>
Stifle R	<input type="checkbox"/>	<input type="checkbox"/>	<input type="checkbox"/>

Necessary results of any other x-ray examinations

\_\_\_\_\_

\_\_\_\_\_

Number: "COLSON MD" ✓

After the examination blood/no blood was taken to search for illegal practices.  
If necessary laboratory results:

\_\_\_\_\_

\_\_\_\_\_

IN CONSIGNATION

\_\_\_\_\_

\_\_\_\_\_

**FINAL CONCLUSION**

Clinical in general A

Positive advice on the

day of the examination

18 July 2022

The examination was carried out and reported by Mark Deuss, Veterinary surgeon at Kinrooi on: (date) 18 July 2022

(Signature and stamp)

Mark Deuss  
Veterinary Surgeon  
Stuyvershofstraat 37  
3840 Kinrooi (B)  
Tel. 0031 6 537 587 01