

Mark Deuss  
 Veterinary Surgeon

Steyvershofstraat 37  
 3640 Kinrool (B)  
 Tel. 0(031)6 537 537 01  
 mark.deuss@hotmail.com

## Examination Report


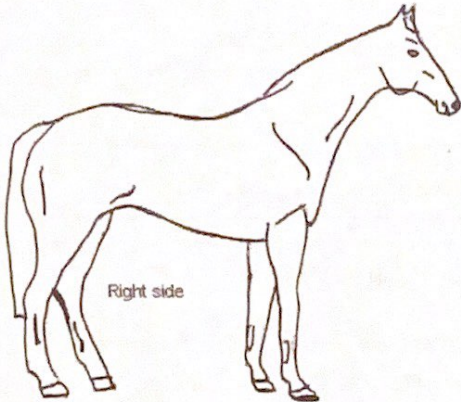
Hooligan "H"  
 (FOR PASSION D'IVE Z)

**Examination for the purpose of purchase, sale insurance**

Company: \_\_\_\_\_  
 Horse/Pony is used for: SPORTS  
 Client: \_\_\_\_\_  
 Address: \_\_\_\_\_  
 Postal code ad town: \_\_\_\_\_  
 Buyer Seller Owner: \_\_\_\_\_  
 Present Yes/No \_\_\_\_\_

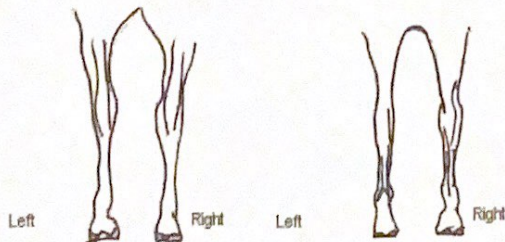
**Description**  
 Race or Type: SBS  
 Pedigree no.: 056007 000 H54 334  
 Age: 17 May 2013  
 Sex: GELDING  
 Shoulder height: \_\_\_\_\_  
 Level of training: SPORTS  
 Colour: CHESTN-OL  
 Outline: \_\_\_\_\_

for stud book papers!  
Microchip: 9811 000 402 2337



Hind rear view

fore rear view



**General Examination**

Build and posture good/deviant: \_\_\_\_\_  
 Feeding condition good/deviant: \_\_\_\_\_  
 Skin and hair good/deviant: \_\_\_\_\_  
 Pulse in condition of rest/possibly after labour: NS  
 Respiration in condition of rest/possibly after labour: NS  
 Type of respiration normal/deviant: \_\_\_\_\_  
 Mucous membranes normal/deviant: \_\_\_\_\_  
 Lymph glands normal/deviant: \_\_\_\_\_  
 Eyes normal/deviant: \_\_\_\_\_  
 Mouth normal/deviant: \_\_\_\_\_  
 Spontaneous cough present/not present: \_\_\_\_\_  
 Larynx normal/sensitive: \_\_\_\_\_  
 Cicatrice corne operation: present/not present: \_\_\_\_\_

**Further clinical examination**

	not deviant	deviant
Respiratory system	<input checked="" type="checkbox"/>	<input type="checkbox"/>
Laryngoscopy if necessary	<input type="checkbox"/>	<input type="checkbox"/>
Circulation system	<input checked="" type="checkbox"/>	<input type="checkbox"/>
Digestion system	<input checked="" type="checkbox"/>	<input type="checkbox"/>
Urogenital system	<input checked="" type="checkbox"/>	<input type="checkbox"/>
Nervous system	<input checked="" type="checkbox"/>	<input type="checkbox"/>
<b>Motion system:</b>		
Inspection	<input checked="" type="checkbox"/>	<input type="checkbox"/>
Palpation	<input checked="" type="checkbox"/>	<input type="checkbox"/>
Percussion	<input checked="" type="checkbox"/>	<input type="checkbox"/>
Neck	<input checked="" type="checkbox"/>	<input type="checkbox"/>
Withers	<input checked="" type="checkbox"/>	<input type="checkbox"/>
Back	<input checked="" type="checkbox"/>	<input type="checkbox"/>
Groin	<input checked="" type="checkbox"/>	<input type="checkbox"/>
Left forefoot	<input checked="" type="checkbox"/>	<input type="checkbox"/>
Right forefoot	<input checked="" type="checkbox"/>	<input type="checkbox"/>
Left hind leg	<input checked="" type="checkbox"/>	<input type="checkbox"/>
Right hind leg	<input checked="" type="checkbox"/>	<input type="checkbox"/>
Fronts hoofs	<u>equal</u>	<input type="checkbox"/>
Horn quality	<input checked="" type="checkbox"/>	<input type="checkbox"/>
Hoof percussion	<input checked="" type="checkbox"/>	<input type="checkbox"/>
Hoof visitation	<input checked="" type="checkbox"/>	<input type="checkbox"/>

not deviant      deviant

**Walking on hard ground**

straight line              
 Left small volt              
 Right small volt           

**Trotting on hard ground**

straight line              
 left small volt              
 right small volt           

**Trotting on soft ground**

left volt              
 right volt           

**Cantering/Gallopping on soft ground**

left volt              
 right volt           

**Bending tests**

Tightening of lower foot or leg

Left forefoot      not sensitive/sensitive  
 Right forefoot      not sensitive/sensitive  
 Left hind leg      not sensitive/sensitive  
 Right hind leg      not sensitive/sensitive

Trotting off after two minutes bending

LF     +/-    ++    +++  
 RF     +/-    ++    +++  
 LH     +/-    ++    +++  
 RH     +/-    ++    +++  
 L     +/-    ++    +++  
 R     +/-    ++    +++

Hock

Fixing the kneecap

L      not possible / possible  
 R      not possible / possible

if necessary conductivity anaesthesia in consultation with the owner:

**Results of the X-ray examination** DD 11/08/2021

	good	fair	bad
Navicular LF	<input checked="" type="checkbox"/>	<input type="checkbox"/>	<input type="checkbox"/> 1-2
Navicular RF	<input checked="" type="checkbox"/>	<input type="checkbox"/>	<input type="checkbox"/> 1-2
Fetlock LF	<input checked="" type="checkbox"/>	<input type="checkbox"/>	<input type="checkbox"/> 1-2
Fetlock RF	<input checked="" type="checkbox"/>	<input type="checkbox"/>	<input type="checkbox"/> 1-2
Fetlock LH	<input checked="" type="checkbox"/>	<input type="checkbox"/>	<input type="checkbox"/> 1-2
Fetlock RH	<input checked="" type="checkbox"/>	<input type="checkbox"/>	<input type="checkbox"/> 2
Hock L	<input checked="" type="checkbox"/>	<input type="checkbox"/>	<input type="checkbox"/> 1-2
Hock R	<input checked="" type="checkbox"/>	<input type="checkbox"/>	<input type="checkbox"/> 1-2
Stifle L	<input checked="" type="checkbox"/>	<input type="checkbox"/>	<input type="checkbox"/> 1
Stifle R	<input checked="" type="checkbox"/>	<input type="checkbox"/>	<input type="checkbox"/> 1

Necessary results of any other x-ray examinations

X-RAYS Back: NO SIGNIFICANT ABNORMALITIES

Number: HAOLIGAN "H"


After the examination blood/no-blood was taken to search for illegal practices  
 If necessary laboratory results:

IN CONSIGNATION

**FINAL CONCLUSION**

CLINICAL IN GENERAL A  
POSITIVE ADVISE ON THE  
DAY OF THE EXAMINATION IE  
2021/DEC/01  
RADIOLOGICAL (DD 11/08/2021):  
NO SIGNIFICANT ABNORMALITIES

The examination was carried out and reported by Mark Deuss, Veterinary surgeon at Kinrooi on: (date) 01 DEC 2021

(Signature and stamp)  
  
 Mark Deuss  
 Veterinary Surgeon  
 Heyvershefstraat 37  
 3640 Kinrooi (B)  
 Tel. 0031 6 537 537 01