

Mark Deuss
 Veterinary Surgeon

Steyvershofstraat 37
 3640 Kinrooi (B)
 Tel. 0(031)6 537 537 01
 mark.deuss@hotmail.com

Examination Report

"JINETTE"

Examination for the purpose of purchase, sale insurance

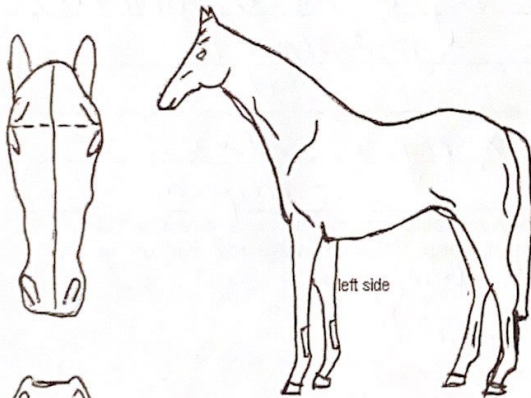
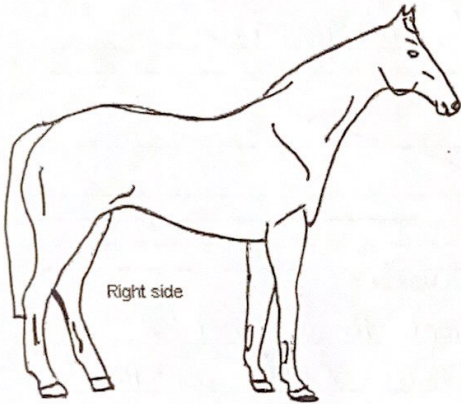
Company: _____
 Horse/Pony is used for: SPORTS
 Client: _____
 Address: _____
 Postal code ad town: _____
 Buyer Seller Owner: _____
 Present Yes/No _____

Description

Race or Type: Pony
 Pedigree no.: 25 000 152 833 138 A
 Age: 10/10/2019
 Sex: FEMALE
 Shoulder height: _____
 Level of training: SPORTS
 Colour: LEOPARD
 Outline: _____

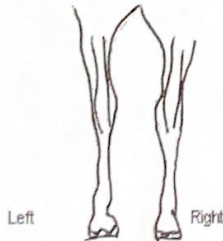
fr. STUBBOOPKAPERS!

microchipnr.: 250258709080500



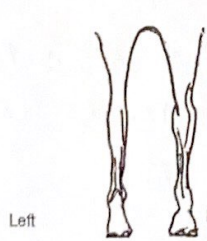
Hind rear view

fore rear view



Left

Right



Left

Right

General Examination

Build and posture good/deviant: _____
 Feeding condition good/deviant: _____
 Skin and hair good/deviant: _____
 Pulse in condition of rest/possibly after labour: NO
 Respiration in condition of rest/possibly after labour: NO
 Type of respiration normal/deviant: _____
 Mucous membranes normal/deviant: _____
 Lymph glands normal/deviant: _____
 Eyes normal/deviant: _____
 Mouth normal/deviant: _____
 Spontaneous cough present/not present: _____
 Larynx normal/sensitive: _____
 Cicatrice corne operation: present/not present: _____

Further clinical examination

	not deviant	deviant
Respiratory system	<input checked="" type="checkbox"/>	<input type="checkbox"/>
Laryngoscopy if necessary	<input checked="" type="checkbox"/>	<input type="checkbox"/>
Circulation system	<input checked="" type="checkbox"/>	<input type="checkbox"/>
Digestion system	<input checked="" type="checkbox"/>	<input type="checkbox"/>
Urogenital system	<input checked="" type="checkbox"/>	<input type="checkbox"/>
Nervous system	<input checked="" type="checkbox"/>	<input type="checkbox"/>

Motion system:

Inspection	<input checked="" type="checkbox"/>	<input type="checkbox"/>
Palpation	<input checked="" type="checkbox"/>	<input type="checkbox"/>
Percussion	<input checked="" type="checkbox"/>	<input type="checkbox"/>

Neck	<input checked="" type="checkbox"/>	<input type="checkbox"/>
Withers	<input checked="" type="checkbox"/>	<input type="checkbox"/>
Back	<input checked="" type="checkbox"/>	<input type="checkbox"/>
Groin	<input checked="" type="checkbox"/>	<input type="checkbox"/>
Left forefoot	<input checked="" type="checkbox"/>	<input type="checkbox"/>
Right forefoot	<input checked="" type="checkbox"/>	<input type="checkbox"/>
Left hind leg	<input checked="" type="checkbox"/>	<input type="checkbox"/>
Right hind leg	<input checked="" type="checkbox"/>	<input type="checkbox"/>

	equal	not equal
Fronts hoofs	<input checked="" type="checkbox"/>	<input type="checkbox"/>
Horn quality	<input checked="" type="checkbox"/>	<input type="checkbox"/>
Hoof percussion	<input checked="" type="checkbox"/>	<input type="checkbox"/>
Hoof visitation	<input checked="" type="checkbox"/>	<input type="checkbox"/>

not deviant deviant

Walking on hard ground

straight line

Left small volt

Right small volt

Trotting on hard ground

straight line

left small volt

right small volt

Trotting on soft ground

left volt

right volt

Cantering/Galloping on soft ground

left volt

right volt

Bending tests
Tightening of lower foot or leg

Left forefoot not sensitive/sensitive

Right forefoot not sensitive/sensitive

Left hind leg not sensitive/sensitive

Right hind leg not sensitive/sensitive

Trotting off after two minutes bending

LF -1 +/- +/- ++

RF -1 +/- +/- ++

LH -1 +/- +/- ++

RH -1 +/- +/- ++

L -1 +/- +/- ++

R -1 +/- +/- ++

Hock:

Fixing the kneecap

L not possible / possible

R not possible / possible

if necessary conductivity anaesthesia in consultation with the owner:

Number: "JINEOTE"

After the examination blood/no blood was taken to search for illegal practices.
If necessary laboratory results:

IN CONSIGNATION

FINAL CONCLUSION

CLINICAL IN GENERAL A
POSITIVE ADVICE ON THE
DAY OF THE EXAMINATION
26/05/2022

X-RAYS D.D. 26/04/2022:
ACCEPTABLE.

The examination was carried out and reported by Mark Deuss, Veterinary surgeon at Kinrooi on: (date) 16/MAY/2022

Results of the X-ray examination

		good	fair	bad
Navicular	LF	<input checked="" type="checkbox"/>	<input type="checkbox"/>	2
Navicular	RF	<input checked="" type="checkbox"/>	<input type="checkbox"/>	2
Fetlock	LF	<input checked="" type="checkbox"/>	<input type="checkbox"/>	1-2
Fetlock	RF	<input checked="" type="checkbox"/>	<input type="checkbox"/>	2
Fetlock	LH	<input checked="" type="checkbox"/>	<input type="checkbox"/>	1-2
Fetlock	RH	<input checked="" type="checkbox"/>	<input type="checkbox"/>	1-2
Hock	L	<input checked="" type="checkbox"/>	<input type="checkbox"/>	2
Hock	R	<input checked="" type="checkbox"/>	<input type="checkbox"/>	2
Stifle	L	<input checked="" type="checkbox"/>	<input type="checkbox"/>	1
Stifle	R	<input checked="" type="checkbox"/>	<input type="checkbox"/>	1

D.D. 26/04/2022 (GEESTEREN)

(Signature and stamp)
Mark Deuss
Veterinary Surgeon
Steyversloofstraat 37
3840 Kinrooi (B)
Tel. 0031 6 537 587 01

Necessary results of any other x-ray examinations

FETLOCK RF: SMALL DEPLETION APICAL SESAMOID

NAVICULAR LF: SMALL IRREGULARITY DISTAL BORDER.

HOCKS: SMALL IRREGULARITY DIT-JOINT