

Mark Deuss  
 Veterinary Surgeon

Steyvershofstraat 37  
 3640 Kinrooi (B)  
 Tel. 0(031)6 537 537 01  
 mark.deuss@hotmail.com

## Examination Report

"MAAT"  
 (INSIDER VDL)

### Examination for the purpose of purchase, sale insurance

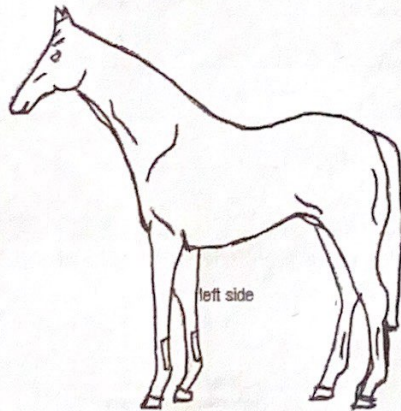
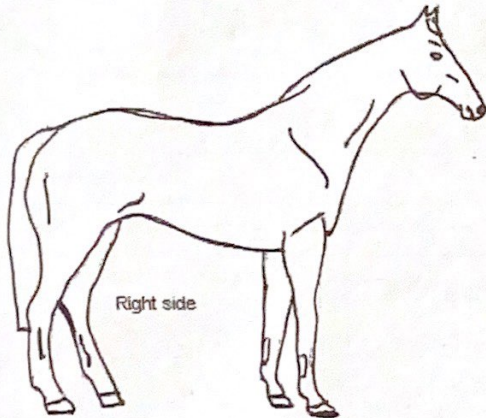
Company: \_\_\_\_\_  
 Horse/Pony is used for: SPORTS  
 Client: \_\_\_\_\_  
 Address: \_\_\_\_\_  
 Postal code and town: \_\_\_\_\_  
 Buyer Seller Owner: \_\_\_\_\_  
 Present Yes/No \_\_\_\_\_

### Description

Race or Type: KWPN  
 Pedigree no.: 528 0032017 02712  
 Age: 11 May 2017  
 Sex: GEELDING  
 Shoulder height: \_\_\_\_\_  
 Level of training: SPORTS  
 Colour: GREY  
 Outline: \_\_\_\_\_

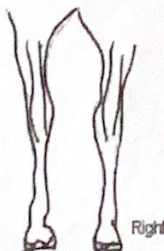
JK STUD'BOOKPAPERS'!

MICROCHIPNR.: 52821000465224



Hind rear view

fore rear view



Left

Right



Left

Right

### General Examination

Build and posture good/deviant: \_\_\_\_\_  
 Feeding condition good/deviant: \_\_\_\_\_  
 Skin and hair good/deviant: \_\_\_\_\_  
 Pulse in condition of rest/possibly after labour: 100  
 Respiration in condition of rest/possibly after labour: 20  
 Type of respiration normal/deviant: \_\_\_\_\_  
 Mucous membranes normal/deviant: \_\_\_\_\_  
 Lymph glands normal/deviant: \_\_\_\_\_  
 Eyes normal/deviant: \_\_\_\_\_  
 Mouth normal/deviant: \_\_\_\_\_  
 Spontaneous cough present/not present: \_\_\_\_\_  
 Larynx normal/sensitive: \_\_\_\_\_  
 Cicatrice corne operation: present/not present: \_\_\_\_\_

### Further clinical examination

	not deviant	deviant
Respiratory system	<input checked="" type="checkbox"/>	<input type="checkbox"/>
Laryngoscopy if necessary	<input type="checkbox"/>	<input type="checkbox"/>
Circulation system	<input checked="" type="checkbox"/>	<input type="checkbox"/>
Digestion system	<input checked="" type="checkbox"/>	<input type="checkbox"/>
Urogenital system	<input checked="" type="checkbox"/>	<input type="checkbox"/>
Nervous system	<input checked="" type="checkbox"/>	<input type="checkbox"/>

### Motion system:

Inspection	<input checked="" type="checkbox"/>	<input type="checkbox"/>
Palpation	<input checked="" type="checkbox"/>	<input type="checkbox"/>
Percussion	<input checked="" type="checkbox"/>	<input type="checkbox"/>

Neck	<input checked="" type="checkbox"/>	<input type="checkbox"/>
Withers	<input checked="" type="checkbox"/>	<input type="checkbox"/>
Back	<input checked="" type="checkbox"/>	<input type="checkbox"/>
Groin	<input checked="" type="checkbox"/>	<input type="checkbox"/>
Left forefoot	<input checked="" type="checkbox"/>	<input type="checkbox"/>
Right forefoot	<input checked="" type="checkbox"/>	<input type="checkbox"/>
Left hind leg	<input checked="" type="checkbox"/>	<input type="checkbox"/>
Right hind leg	<input checked="" type="checkbox"/>	<input type="checkbox"/>

### Fronts hoofs equal not equal

Horn quality	<input checked="" type="checkbox"/>	<input type="checkbox"/>
Hoof percussion	<input checked="" type="checkbox"/>	<input type="checkbox"/>
Hoof visitation	<input checked="" type="checkbox"/>	<input type="checkbox"/>

Walking on hard ground not deviant deviant

straight line    
 Left small volt    
 Right small volt

Trotting on hard ground  
 straight line    
 left small volt    
 right small volt

Trotting on soft ground  
 left volt    
 right volt

Cantering/Gallopping on soft ground  
 left volt    
 right volt

Bending tests

Tightening of lower foot or leg

Left forefoot ~~not sensitive/sensitive~~  
 Right forefoot ~~not sensitive/sensitive~~  
 Left hind leg ~~not sensitive/sensitive~~  
 Right hind leg ~~not sensitive/sensitive~~  
 Trotting off after two minutes bending

LF -  ±  +  ++  
 RF -  ±  +  ++  
 LH -  ±  +  ++  
 RH -  ±  +  ++  
 L -  ±  +  ++  
 R -  ±  +  ++

Hock:

Fixing the kneecap

L not possible / possible  
 R not possible / possible

If necessary conductivity anaesthesia in consultation with the owner:

Results of the X-ray examination

		good	fair	bad
Navicular	LF	<input type="checkbox"/>	<input type="checkbox"/>	<input type="checkbox"/>
Navicular	RF	<input type="checkbox"/>	<input type="checkbox"/>	<input type="checkbox"/>
Fetlock	LF	<input type="checkbox"/>	<input type="checkbox"/>	<input type="checkbox"/>
Fetlock	RF	<input type="checkbox"/>	<input type="checkbox"/>	<input type="checkbox"/>
Fetlock	LH	<input type="checkbox"/>	<input type="checkbox"/>	<input type="checkbox"/>
Fetlock	RH	<input type="checkbox"/>	<input type="checkbox"/>	<input type="checkbox"/>
Hock	L	<input type="checkbox"/>	<input type="checkbox"/>	<input type="checkbox"/>
Hock	R	<input type="checkbox"/>	<input type="checkbox"/>	<input type="checkbox"/>
Stifle	L	<input type="checkbox"/>	<input type="checkbox"/>	<input type="checkbox"/>
Stifle	R	<input type="checkbox"/>	<input type="checkbox"/>	<input type="checkbox"/>

Necessary results of any other x-ray examinations

Number: MAAT

After the examination blood/no blood was taken to search for illegal practices.  
 If necessary laboratory results:

\_\_\_\_\_  
 \_\_\_\_\_  
 \_\_\_\_\_

JN CONSIGNATION

\_\_\_\_\_  
 \_\_\_\_\_  
 \_\_\_\_\_

FINAL CONCLUSION

CLINICAL IN GENERAL A  
 POSITIV ADVICE AT THE DAY  
 OF THE EXAMINATION IE  
 2021 JAN 13

The examination was carried out and reported by Mark Deuss, Veterinary surgeon at Kinrooi on:  
 (date) 13/Jan 2021

(Signature and stamp) Mark Deuss  
 Veterinary Surgeon  
 Stuyvershofstraat 37  
 3420 Kinrooi (B)  
 Tel. 0031 0 497 527 01