

Mark Deuss
Veterinary Surgeon

Steyvershofstraat 37
3640 Kinrooi (B)
Tel. 0(031)6 537 537 01
mark.deuss@hotmail.com

Examination Report

"Million Dollar"
(Million Dollar x Cerol)

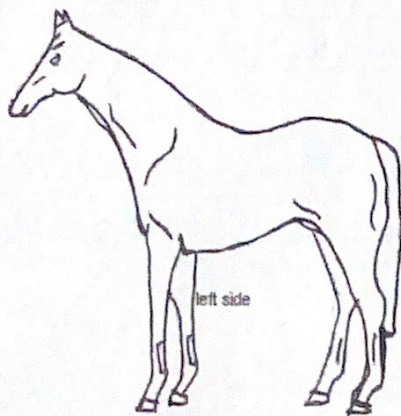
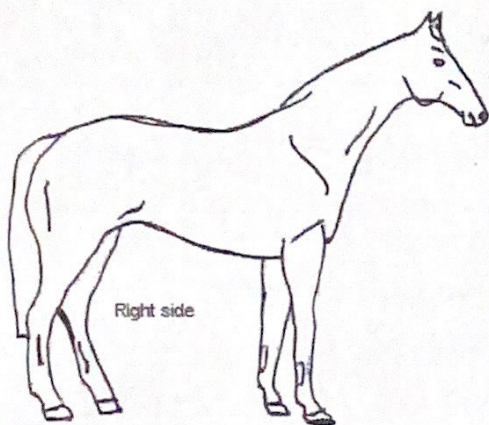
Examination for the purpose of purchase, sale insurance

Company: _____
Horse/Pony is used for: SPORTS
Client: _____
Address: _____
Postal code and town: _____
Buyer Seller Owner: _____
Present Yes/No _____

Description

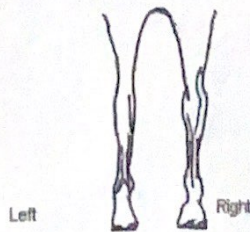
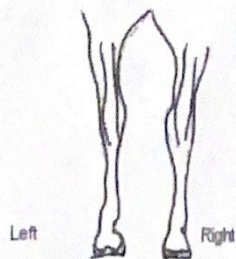
Race or Type: DE
Pedigree no.: DE 421 000 139 418
Age: 16 MAY 2010
Sex: MALE
Shoulder height: _____
Level of training: SPORTS
Colour: BAY
Outline: _____

JK STUBBENPAPERS!
Microchip: 27602000661686



Hind rear view

fore rear view



General Examination

Build and posture good/deviant
Feeding condition good/deviant
Skin and hair good/deviant
Pulse in condition of rest/possibly after labour: no
Respiration in condition of rest/possibly after labour: no
Type of respiration normal/deviant
Mucous membranes normal/deviant
Lymph glands normal/deviant
Eyes normal/deviant
Mouth normal/deviant
Spontaneous cough present/not present
Larynx normal/sensitive
Cicatrice corne operation: present/not present

Further clinical examination

	not deviant	deviant
Respiratory system	<input checked="" type="checkbox"/>	<input type="checkbox"/>
Laryngoscopy if necessary	<input type="checkbox"/>	<input type="checkbox"/>
Circulation system	<input checked="" type="checkbox"/>	<input type="checkbox"/>
Digestion system	<input checked="" type="checkbox"/>	<input type="checkbox"/>
Urogenital system	<input checked="" type="checkbox"/>	<input type="checkbox"/>
Nervous system	<input checked="" type="checkbox"/>	<input type="checkbox"/>

Motion system:

Inspection	<input checked="" type="checkbox"/>	<input type="checkbox"/>
Palpation	<input checked="" type="checkbox"/>	<input type="checkbox"/>
Percussion	<input checked="" type="checkbox"/>	<input type="checkbox"/>

Neck	<input checked="" type="checkbox"/>	<input type="checkbox"/>
Withers	<input checked="" type="checkbox"/>	<input type="checkbox"/>
Back	<input checked="" type="checkbox"/>	<input type="checkbox"/>
Groin	<input checked="" type="checkbox"/>	<input type="checkbox"/>
Left forefoot	<input checked="" type="checkbox"/>	<input type="checkbox"/>
Right forefoot	<input checked="" type="checkbox"/>	<input type="checkbox"/>
Left hind leg	<input checked="" type="checkbox"/>	<input type="checkbox"/>
Right hind leg	<input checked="" type="checkbox"/>	<input type="checkbox"/>

	equal	not equal
Fronts hoofs	<input checked="" type="checkbox"/>	<input type="checkbox"/>
Horn quality	<input checked="" type="checkbox"/>	<input type="checkbox"/>
Hoof percussion	<input checked="" type="checkbox"/>	<input type="checkbox"/>
Hoof visitation	<input checked="" type="checkbox"/>	<input type="checkbox"/>

Walking on hard ground

	not deviant	deviant
straight line	<input checked="" type="checkbox"/>	<input type="checkbox"/>
Left small volt	<input checked="" type="checkbox"/>	<input type="checkbox"/>
Right small volt	<input checked="" type="checkbox"/>	<input type="checkbox"/>

Trotting on hard ground

straight line	<input checked="" type="checkbox"/>	<input type="checkbox"/>
left small volt	<input checked="" type="checkbox"/>	<input type="checkbox"/>
right small volt	<input checked="" type="checkbox"/>	<input type="checkbox"/>

Trotting on soft ground

left volt	<input checked="" type="checkbox"/>	<input type="checkbox"/>
right volt	<input checked="" type="checkbox"/>	<input type="checkbox"/>

Cantering/Galloping on soft ground

left volt	<input checked="" type="checkbox"/>	<input type="checkbox"/>
right volt	<input checked="" type="checkbox"/>	<input type="checkbox"/>

Bending tests

Tightening of lower foot or leg

Left forefoot ~~not sensitive~~/sensitive
 Right forefoot ~~not sensitive~~/sensitive
 Left hind leg ~~not sensitive~~/sensitive
 Right hind leg ~~not sensitive~~/sensitive

Trotting off after two minutes bending
 LF ~~-~~ +/- +/++
 RK ~~-~~ +/- +/++
 LH ~~-~~ +/- +/++
 RH ~~-~~ +/- +/++
 L ~~-~~ +/- +/++
 R ~~-~~ +/- +/++

Hock:

Fixing the kneecap

L not possible / possible
 R not possible / possible

if necessary conductivity anaesthesia in consultation with the owner:

Results of the X-ray examination

	good	fair	bad
Navicular LF	<input type="checkbox"/>	<input type="checkbox"/>	<input type="checkbox"/>
Navicular RF	<input type="checkbox"/>	<input type="checkbox"/>	<input type="checkbox"/>
Fetlock LF	<input type="checkbox"/>	<input type="checkbox"/>	<input type="checkbox"/>
Fetlock RF	<input type="checkbox"/>	<input type="checkbox"/>	<input type="checkbox"/>
Fetlock LH	<input type="checkbox"/>	<input type="checkbox"/>	<input type="checkbox"/>
Fetlock RH	<input type="checkbox"/>	<input type="checkbox"/>	<input type="checkbox"/>
Hock L	<input type="checkbox"/>	<input type="checkbox"/>	<input type="checkbox"/>
Hock R	<input type="checkbox"/>	<input type="checkbox"/>	<input type="checkbox"/>
Stifle L	<input type="checkbox"/>	<input type="checkbox"/>	<input type="checkbox"/>
Stifle R	<input type="checkbox"/>	<input type="checkbox"/>	<input type="checkbox"/>

Necessary results of any other x-ray examinations

Number: MILLION DOLLAR

After the examination ~~blood~~ blood was taken to search for illegal practices.
 If necessary laboratory results:

IN CONSIGNATION

FINAL CONCLUSION

CLINICAL IN GENERAL A
POSITIVE ADVICE ON THE
DAY OF THE EXAMINATION
15 JUNE 2021

The examination was carried out and reported by Mark Deuss, Veterinary surgeon at Kinrooi on: (date) 15 JUNE 2021

(Signature and stamp)

Mark Deuss
 Veterinary Surgeon
 Sleyvershofstraat 37
 3640 Kinrooi (P)
 Tel. 0031 6 587 537 01