

Mark Deuss  
 Veterinary Surgeon

Steyvershofstraat 37  
 3640 Kinrooi (B)  
 Tel. 0(031)6 537 537 01  
 mark.deuss@hotmail.com

## Examination Report

"O-KARLEY"  
 (CHARLEY VDL)  
 KWPN


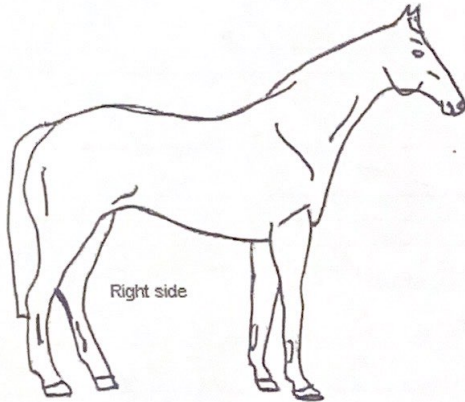
**Examination for the purpose of purchase, sale insurance**

Company: \_\_\_\_\_  
 Horse/Pony is used for: SPORTS  
 Client: \_\_\_\_\_  
 Address: \_\_\_\_\_  
 Postal code and town: \_\_\_\_\_  
 Buyer Seller Owner: \_\_\_\_\_  
 Present Yes/No \_\_\_\_\_

**Description**

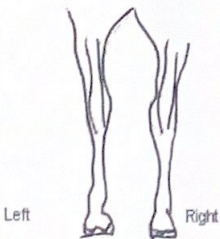
Race or Type: KWPN  
 Pedigree no.: 52800320909668  
 Age: 01 JUNE 2019  
 Sex: GELDING  
 Shoulder height: \_\_\_\_\_  
 Level of training: SPORTS  
 Colour: CHESTNUT  
 Outline: \_\_\_\_\_

cf. STUBBOOK PAPERS!  
MICROCHIPNR.: 52821004928868



Hind rear view

fore rear view



Left

Right

Left



Right

**General Examination**

Build and posture good/deviant: \_\_\_\_\_  
 Feeding condition good/deviant: \_\_\_\_\_  
 Skin and hair good/deviant: \_\_\_\_\_  
 Pulse in condition of rest/possibly after labour: no  
 Respiration in condition of rest/possibly after labour: no  
 Type of respiration normal/deviant: \_\_\_\_\_  
 Mucous membranes normal/deviant: \_\_\_\_\_  
 Lymph glands normal/deviant: \_\_\_\_\_  
 Eyes normal/deviant: \_\_\_\_\_  
 Mouth normal/deviant: \_\_\_\_\_  
 Spontaneous cough present/not present: \_\_\_\_\_  
 Larynx normal/sensitive: \_\_\_\_\_  
 Cicatrice corneal operation: present/not present: \_\_\_\_\_

**Further clinical examination**

	not deviant	deviant
Respiratory system	<input checked="" type="checkbox"/>	<input type="checkbox"/>
Laryngoscopy if necessary	<input type="checkbox"/>	<input type="checkbox"/>
Circulation system	<input checked="" type="checkbox"/>	<input type="checkbox"/>
Digestion system	<input checked="" type="checkbox"/>	<input type="checkbox"/>
Urogenital system	<input checked="" type="checkbox"/>	<input type="checkbox"/>
Nervous system	<input checked="" type="checkbox"/>	<input type="checkbox"/>

**Motion system:**

Inspection	<input checked="" type="checkbox"/>	<input type="checkbox"/>
Palpation	<input checked="" type="checkbox"/>	<input type="checkbox"/>
Percussion	<input checked="" type="checkbox"/>	<input type="checkbox"/>

Neck	<input checked="" type="checkbox"/>	<input type="checkbox"/>
Withers	<input checked="" type="checkbox"/>	<input type="checkbox"/>
Back	<input checked="" type="checkbox"/>	<input type="checkbox"/>
Groin	<input checked="" type="checkbox"/>	<input type="checkbox"/>
Left forefoot	<input checked="" type="checkbox"/>	<input type="checkbox"/>
Right forefoot	<input checked="" type="checkbox"/>	<input type="checkbox"/>
Left hind leg	<input checked="" type="checkbox"/>	<input type="checkbox"/>
Right hind leg	<input checked="" type="checkbox"/>	<input type="checkbox"/>

	equal	not equal
Fronts hoofs	<input checked="" type="checkbox"/>	<input type="checkbox"/>
Horn quality	<input checked="" type="checkbox"/>	<input type="checkbox"/>
Hoof percussion	<input checked="" type="checkbox"/>	<input type="checkbox"/>
Hoof visitation	<input checked="" type="checkbox"/>	<input type="checkbox"/>



Walking on hard ground

straight line  not deviant  deviant  
 Left small volt    
 Right small volt

Trotting on hard ground  
 straight line    
 left small volt    
 right small volt

Trotting on soft ground  
 left volt    
 right volt

Cantering/Galloping on soft ground  
 left volt    
 right volt

Bending tests  
 Tightening of lower foot or leg

Left forefoot  not sensitive  sensitive  
 Right forefoot  not sensitive  sensitive  
 Left hind leg  not sensitive  sensitive  
 Right hind leg  not sensitive  sensitive  
 Trotting off after two minutes bending

LF  +/- +/- ++  
 RF  +/- +/- ++  
 LH  +/- +/- ++  
 RH  +/- +/- ++  
 Hock: L  +/- +/- ++  
 R  +/- +/- ++

Fixing the kneecap  
 L not possible / possible  
 R not possible / possible

if necessary conductivity anaesthesia in consultation with the owner:

Results of the X-ray examination

	good	fair	bad
Navicular	LF <input checked="" type="checkbox"/>	<input type="checkbox"/>	<input type="checkbox"/>
Navicular	RF <input checked="" type="checkbox"/>	<input type="checkbox"/>	<input type="checkbox"/>
Fetlock	LF <input checked="" type="checkbox"/>	<input type="checkbox"/>	<input type="checkbox"/>
Fetlock	RF <input checked="" type="checkbox"/>	<input type="checkbox"/>	<input type="checkbox"/>
Fetlock	LH <input checked="" type="checkbox"/>	<input type="checkbox"/>	<input type="checkbox"/>
Fetlock	RH <input checked="" type="checkbox"/>	<input type="checkbox"/>	<input type="checkbox"/>
Hock	L <input checked="" type="checkbox"/>	<input type="checkbox"/>	<input type="checkbox"/>
Hock	R <input checked="" type="checkbox"/>	<input type="checkbox"/>	<input type="checkbox"/>
Stifle	L <input checked="" type="checkbox"/>	<input type="checkbox"/>	<input type="checkbox"/>
Stifle	R <input checked="" type="checkbox"/>	<input type="checkbox"/>	<input type="checkbox"/>

Necessary results of any other x-ray examinations

Number: 0-HARLEY

After the examination no blood was taken to search for illegal practices.  
 If necessary laboratory results:

\_\_\_\_\_  
 \_\_\_\_\_


IN CONSIGNATION

\_\_\_\_\_  
 \_\_\_\_\_

FINAL CONCLUSION

CLINICAL IN GENERAL A  
POSITIVE ADVICE ON THE  
DAY OF THE EXAMINATION  
IE 2022/JUNE/28

The examination was carried out and reported by Mark Deuss, Veterinary surgeon at Kinrooi on:  
 (date) 20 JUNE 2022

(Signature and stamp)  
  
 Mark Deuss  
 Veterinary Surgeon  
 Steyvershofstraat 37  
 3640 Kinrooi (B)  
 Tel. 0031 6 537 537 01