

Mark Deuss
 Veterinary Surgeon

Steyvershofstraat 37
 3640 Kinrooi (B)
 Tel. 0(031)6 537 537 01
 mark.deuss@hotmail.com

Examination Report

"OKITA V"
 (INNOVATION)

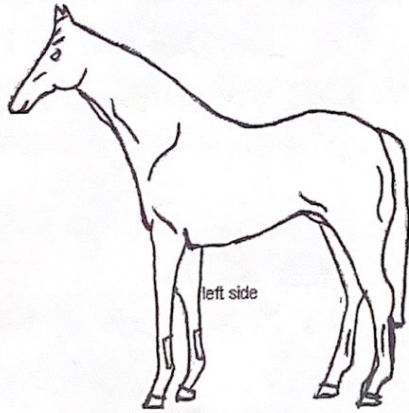
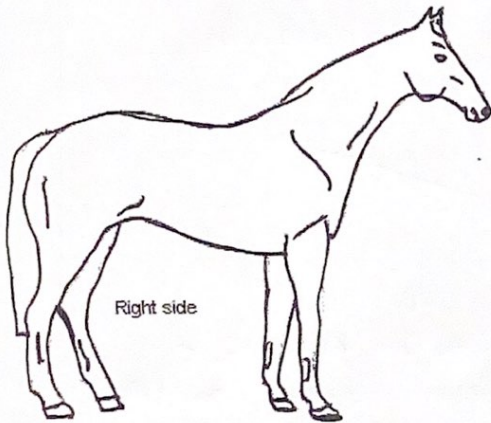
Examination for the purpose of purchase, sale insurance

Company: _____
 Horse/Pony is used for: SPORTS
 Client: _____
 Address: _____
 Postal code and town: _____
 Buyer Seller Owner: _____
 Present Yes/No _____

Description

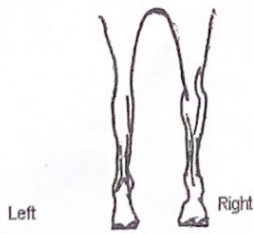
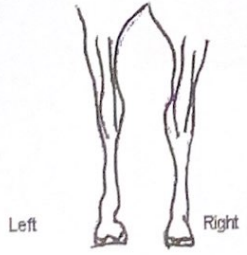
Race or Type: KWAN
 Pedigree no.: 52800321902773
 Age: 23 July 2019
 Sex: FEMALE
 Shoulder height: _____
 Level of training: SPORTS
 Colour: BAY
 Outline: _____

fr. STUBBOPAPERS!
microchipnr.: 528210006286896



Hind rear view

fore rear view



General Examination

Build and posture good/deviant: _____
 Feeding condition good/deviant: _____
 Skin and hair good/deviant: _____
 Pulse in condition of rest/possibly after labour: NO
 Respiration in condition of rest/possibly after labour: NO
 Type of respiration normal/deviant: _____
 Mucous membranes normal/deviant: _____
 Lymph glands normal/deviant: _____
 Eyes normal/deviant: _____
 Mouth normal/deviant: _____
 Spontaneous cough present/not present: _____
 Larynx normal/sensitive: _____
 Cicatrice corneae operation: present/not present: _____

Further clinical examination

	not deviant	deviant
Respiratory system	<input checked="" type="checkbox"/>	<input type="checkbox"/>
Laryngoscopy if necessary	<input type="checkbox"/>	<input checked="" type="checkbox"/>
Circulation system	<input checked="" type="checkbox"/>	<input type="checkbox"/>
Digestion system	<input checked="" type="checkbox"/>	<input type="checkbox"/>
Urogenital system	<input checked="" type="checkbox"/>	<input type="checkbox"/>
Nervous system	<input checked="" type="checkbox"/>	<input type="checkbox"/>
Motion system:		
Inspection	<input checked="" type="checkbox"/>	<input type="checkbox"/>
Palpation	<input checked="" type="checkbox"/>	<input type="checkbox"/>
Percussion	<input checked="" type="checkbox"/>	<input type="checkbox"/>
Neck	<input checked="" type="checkbox"/>	<input type="checkbox"/>
Withers	<input checked="" type="checkbox"/>	<input type="checkbox"/>
Back	<input checked="" type="checkbox"/>	<input type="checkbox"/>
Groin	<input checked="" type="checkbox"/>	<input type="checkbox"/>
Left forefoot	<input checked="" type="checkbox"/>	<input type="checkbox"/>
Right forefoot	<input checked="" type="checkbox"/>	<input type="checkbox"/>
Left hind leg	<input checked="" type="checkbox"/>	<input type="checkbox"/>
Right hind leg	<input checked="" type="checkbox"/>	<input type="checkbox"/>
Fronts hoofs	<input checked="" type="checkbox"/>	<input type="checkbox"/>
Horn quality	<input checked="" type="checkbox"/>	<input type="checkbox"/>
Hoof percussion	<input checked="" type="checkbox"/>	<input type="checkbox"/>
Hoof visitation	<input checked="" type="checkbox"/>	<input type="checkbox"/>

equal not equal

Walking on hard ground not deviant deviant

straight line
 Left small volt
 Right small volt

Trotting on hard ground
 straight line
 left small volt
 right small volt

Trotting on soft ground
 left volt
 right volt

Cantering/Galloping on soft ground
 left volt
 right volt

Bending tests
 Tightening of lower foot or leg
 Left forefoot ~~not sensitive/sensitive~~
 Right forefoot ~~not sensitive/sensitive~~
 Left hind leg ~~not sensitive/sensitive~~
 Right hind leg ~~not sensitive/sensitive~~
 Trotting off after two minutes bending

LF -1 +/- +/- ++
 RF -1 +/- +/- ++
 LH -1 +/- +/- ++
 RH -1 +/- +/- ++
 L -1 +/- +/- ++
 R -1 +/- +/- ++

Hock: L not possible / possible
 R not possible / possible

if necessary conductivity anaesthesia in consultation with the owner:

Results of the X-ray examination

	good	fair	bad
Navicular LF	<input checked="" type="checkbox"/>	<input type="checkbox"/>	<input type="checkbox"/> 1-2
Navicular RF	<input checked="" type="checkbox"/>	<input type="checkbox"/>	<input type="checkbox"/> 1-2
Fetlock LF	<input checked="" type="checkbox"/>	<input type="checkbox"/>	<input type="checkbox"/> 1-2
Fetlock RF	<input checked="" type="checkbox"/>	<input type="checkbox"/>	<input type="checkbox"/> 1-2
Fetlock LH	<input checked="" type="checkbox"/>	<input type="checkbox"/>	<input type="checkbox"/> 1-2
Fetlock RH	<input checked="" type="checkbox"/>	<input type="checkbox"/>	<input type="checkbox"/> 1-2
Hock L	<input checked="" type="checkbox"/>	<input type="checkbox"/>	<input type="checkbox"/> 1-2
Hock R	<input checked="" type="checkbox"/>	<input type="checkbox"/>	<input type="checkbox"/> 1-2
Stifle L	<input checked="" type="checkbox"/>	<input type="checkbox"/>	<input type="checkbox"/> 1-2
Stifle R	<input checked="" type="checkbox"/>	<input type="checkbox"/>	<input type="checkbox"/> 1-2

Necessary results of any other x-ray examinations
 X-rays Back DD 18/jan/22: NO SIGNIFICANT ABNORMALITIES

Number: OKOTA V

After the examination blood no blood was taken to search for illegal practices.
 If necessary laboratory results:

JN CONSIGNATION

FINAL CONCLUSION

Clinical in general a
 Positive advice on the
 Day of the examination
 i.e. 22/Jan/18 (+ X-rays Back)
 X-rays DD 15/Dec/21: "DEN HAM"
 NO SIGNIFICANT ABNORMALITIES

The examination was carried out and reported by Mark Deuss, Veterinary surgeon at Kinrooi on: (date) 2022 Jan 18

ASSESSMENT X-RAYS DD 15/DEC/21 (DEN HAM)

(Signature and stamp)
 Mark Deuss
 Veterinary Surgeon
 Stuyvershoofstraat 37
 9840 Kinrooi (B)
 Tel. 0031 6 537 587 01