

Mark Deuss
 Veterinary Surgeon

Steyvershofstraat 37
 3640 Kinrooi (B)
 Tel. 0(031)6 537 537 01
 mark.deuss@hotmail.com

Examination Report

"TARANTULA KH 2"
 (TARAN DE LA POMME)

Examination for the purpose of purchase, sale insurance

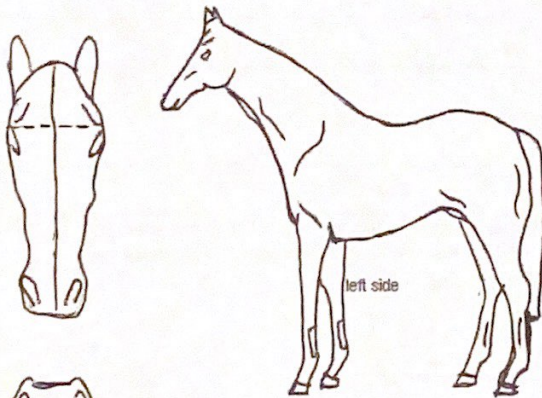
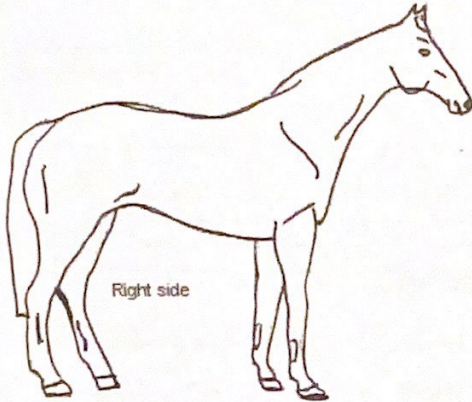
Company: _____
 Horse/Pony is used for: SPORTS
 Client: _____
 Address: _____
 Postal code and town: _____
 Buyer Seller Owner: _____
 Present Yes/No _____

Description

Race or Type: Z
 Pedigree no.: 056015 255 468 116
 Age: 30 JUNE 2018
 Sex: GELDING
 Shoulder height: _____
 Level of training: SPORTS
 Colour: Bay
 Outline: _____

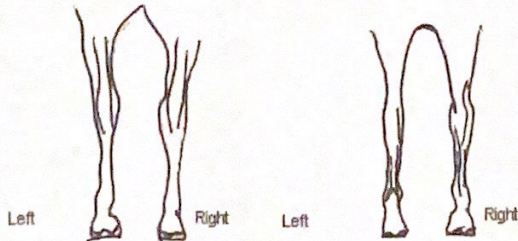
for STUD BOOK PAPERS!

microchip no.: 981100204476795



Hind rear view

fore rear view



General Examination

Build and posture: good/deviant: _____
 Feeding condition: good/deviant: _____
 Skin and hair: good/deviant: _____
 Pulse in condition of rest/possibly after labour: No
 Respiration in condition of rest/possibly after labour: No
 Type of respiration: normal/deviant: _____
 Mucous membranes: normal/deviant: _____
 Lymph glands: normal/deviant: _____
 Eyes: normal/deviant: _____
 Mouth: normal/deviant: _____
 Spontaneous cough: present/not present: _____
 Larynx: normal/sensitive: _____
 Cicatrice corne operation: present/not present: _____

Further clinical examination

	not deviant	deviant
Respiratory system	<input checked="" type="checkbox"/>	<input type="checkbox"/>
Laryngoscopy if necessary	<input type="checkbox"/>	<input type="checkbox"/>
Circulation system	<input checked="" type="checkbox"/>	<input type="checkbox"/>
Digestion system	<input checked="" type="checkbox"/>	<input type="checkbox"/>
Urogenital system	<input checked="" type="checkbox"/>	<input type="checkbox"/>
Nervous system	<input checked="" type="checkbox"/>	<input type="checkbox"/>
Motion system:		
Inspection	<input checked="" type="checkbox"/>	<input type="checkbox"/>
Palpation	<input checked="" type="checkbox"/>	<input type="checkbox"/>
Percussion	<input checked="" type="checkbox"/>	<input type="checkbox"/>
Neck	<input checked="" type="checkbox"/>	<input type="checkbox"/>
Withers	<input checked="" type="checkbox"/>	<input type="checkbox"/>
Back	<input checked="" type="checkbox"/>	<input type="checkbox"/>
Groin	<input checked="" type="checkbox"/>	<input type="checkbox"/>
Left forefoot	<input checked="" type="checkbox"/>	<input type="checkbox"/>
Right forefoot	<input checked="" type="checkbox"/>	<input type="checkbox"/>
Left hind leg	<input checked="" type="checkbox"/>	<input type="checkbox"/>
Right hind leg	<input checked="" type="checkbox"/>	<input type="checkbox"/>
Fronts hoofs	<input checked="" type="checkbox"/>	<input type="checkbox"/>
Horn quality	<input checked="" type="checkbox"/>	<input type="checkbox"/>
Hoof percussion	<input checked="" type="checkbox"/>	<input type="checkbox"/>
Hoof visitation	<input checked="" type="checkbox"/>	<input type="checkbox"/>

equal not equal

not deviant deviant

Walking on hard ground

straight line
 Left small volt
 Right small volt

Trotting on hard ground

straight line
 left small volt
 right small volt

Trotting on soft ground

left volt
 right volt

Cantering/Galloping on soft ground

left volt
 right volt

Bending tests

Tightening of lower foot or leg

Left forefoot not sensitive/sensitive
 Right forefoot not sensitive/sensitive
 Left hind leg not sensitive/sensitive
 Right hind leg not sensitive/sensitive
 Trotting off after two minutes bending

LF - +/- +/- ++
 RF - +/- +/- ++
 LH - +/- +/- ++
 RH - +/- +/- ++
 L - +/- +/- ++
 R - +/- +/- ++

Hock:

Fixing the kneecap

L not possible / possible
 R not possible / possible

If necessary conductivity anaesthesia in consultation with the owner

Results of the X-ray examination

	good	fair	bad
Navicular	LF <input type="checkbox"/>	<input type="checkbox"/>	<input type="checkbox"/>
Navicular	RF <input type="checkbox"/>	<input type="checkbox"/>	<input type="checkbox"/>
Fetlock	LF <input type="checkbox"/>	<input type="checkbox"/>	<input type="checkbox"/>
Fetlock	RF <input type="checkbox"/>	<input type="checkbox"/>	<input type="checkbox"/>
Fetlock	LH <input type="checkbox"/>	<input type="checkbox"/>	<input type="checkbox"/>
Fetlock	RH <input type="checkbox"/>	<input type="checkbox"/>	<input type="checkbox"/>
Hock	L <input type="checkbox"/>	<input type="checkbox"/>	<input type="checkbox"/>
Hock	R <input type="checkbox"/>	<input type="checkbox"/>	<input type="checkbox"/>
Stifle	L <input type="checkbox"/>	<input type="checkbox"/>	<input type="checkbox"/>
Stifle	R <input type="checkbox"/>	<input type="checkbox"/>	<input type="checkbox"/>

Necessary results of any other x-ray examinations

Number: "TARANTULA HK 2"

After the examination blood/no blood was taken to search for illegal practices
 If necessary laboratory results:

JN CONSIGNATION

FINAL CONCLUSION

CLINICAL IN GENERAL A
 POSITIVE ADVICE ON THE
 DAY OF THE EXAMINATION
 IE 02/DEC/02

The examination was carried out and reported by Mark Deuss, Veterinary surgeon at Kinrooi on:
 (date) 02/DEC/2021

(Signature and stamp)

Mark Deuss
 Veterinary Surgeon
 Steyvershofstraat 37
 3840 Kinrooi (bi)
 Tel. 0031 6 537 587 01