

Mark Deuss  
 Veterinary Surgeon

Steyvershofstraat 37  
 3640 Kinrooi (B)  
 Tel. 0(031)6 537 537 01  
 mark.deuss@hotmail.com

### Examination Report

"VALENTINA HH Z"  
 (VINGINO)

Examination for the purpose of purchase, sale insurance

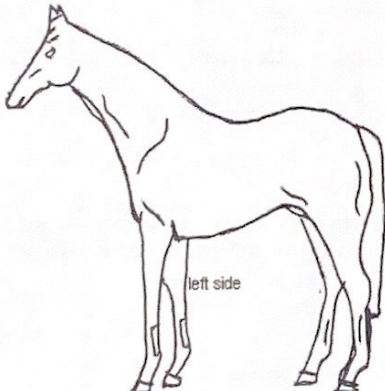
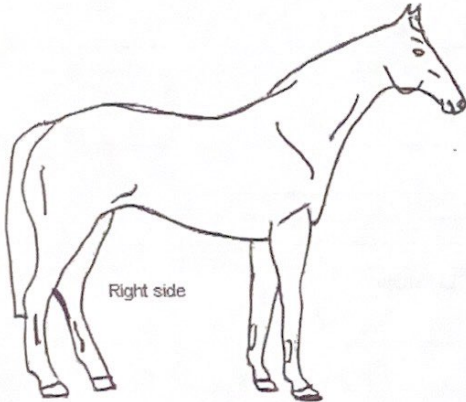
Company: \_\_\_\_\_  
 Horse/Pony is used for: SPORTS  
 Client: \_\_\_\_\_  
 Address: \_\_\_\_\_  
 Postal code ad town: \_\_\_\_\_  
 Buyer Seller Owner: \_\_\_\_\_  
 Present Yes/No \_\_\_\_\_

**Description**

Race or Type: Z  
 Pedigree no.: 056015 255472018  
 Age: 16/03/2018  
 Sex: FEMALE  
 Shoulder height: \_\_\_\_\_  
 Level of training: SPORTS  
 Colour: GREY  
 Outline: \_\_\_\_\_

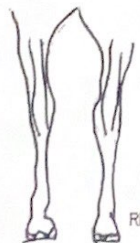
Jr. STUBBOOK PAPERS!

microchipnr.: 981100004476778



Hind rear view

fore rear view



Left

Right

Left

Right

**General Examination**

Build and posture good/deviant: \_\_\_\_\_  
 Feeding condition good/deviant: \_\_\_\_\_  
 Skin and hair good/deviant: \_\_\_\_\_  
 Pulse in condition of rest/possibly after labour: no  
 Respiration in condition of rest/possibly after labour: no  
 Type of respiration normal/deviant: \_\_\_\_\_  
 Mucous membranes normal/deviant: \_\_\_\_\_  
 Lymph glands normal/deviant: \_\_\_\_\_  
 Eyes normal/deviant: \_\_\_\_\_  
 Mouth normal/deviant: \_\_\_\_\_  
 Spontaneous cough present/not present: \_\_\_\_\_  
 Larynx normal/sensitive: \_\_\_\_\_  
 Cicatrice corne operation: present/not present: \_\_\_\_\_

**Further clinical examination**

	not deviant	deviant
Respiratory system	<input checked="" type="checkbox"/>	<input type="checkbox"/>
Laryngoscopy if necessary	<input type="checkbox"/>	<input type="checkbox"/>
Circulation system	<input checked="" type="checkbox"/>	<input type="checkbox"/>
Digestion system	<input checked="" type="checkbox"/>	<input type="checkbox"/>
Urogenital system	<input checked="" type="checkbox"/>	<input type="checkbox"/>
Nervous system	<input checked="" type="checkbox"/>	<input type="checkbox"/>

**Motion system:**

Inspection	<input checked="" type="checkbox"/>	<input type="checkbox"/>
Palpation	<input checked="" type="checkbox"/>	<input type="checkbox"/>
Percussion	<input checked="" type="checkbox"/>	<input type="checkbox"/>

Neck	<input checked="" type="checkbox"/>	<input type="checkbox"/>
Withers	<input checked="" type="checkbox"/>	<input type="checkbox"/>
Back	<input checked="" type="checkbox"/>	<input type="checkbox"/>
Groin	<input checked="" type="checkbox"/>	<input type="checkbox"/>
Left forefoot	<input checked="" type="checkbox"/>	<input type="checkbox"/>
Right forefoot	<input checked="" type="checkbox"/>	<input type="checkbox"/>
Left hind leg	<input checked="" type="checkbox"/>	<input type="checkbox"/>
Right hind leg	<input checked="" type="checkbox"/>	<input type="checkbox"/>

Fronts hoofs equal not equal

Horn quality	<input checked="" type="checkbox"/>	<input type="checkbox"/>
Hoof percussion	<input checked="" type="checkbox"/>	<input type="checkbox"/>
Hoof visitation	<input checked="" type="checkbox"/>	<input type="checkbox"/>

not deviant      deviant

**Walking on hard ground**

straight line           

Left small volt           

Right small volt           

**Trotting on hard ground**

straight line           

left small volt           

right small volt           

**Trotting on soft ground**

left volt           

right volt           

**Cantering/Galloping on soft ground**

left volt           

right volt           

**Bending tests**  
Tightening of lower foot or leg

Left forefoot      ~~not sensitive~~/sensitive

Right forefoot      ~~not sensitive~~/sensitive

Left hind leg      ~~not sensitive~~/sensitive

Right hind leg      ~~not sensitive~~/sensitive

Trotting off after two minutes bending

LF  +/- ++ +++

RF  +/- ++ +++

LH  +/- ++ +++

RH  +/- ++ +++

Hock: L  +/- ++ +++

          R  +/- ++ +++

Hock:

Fixing the kneecap

L      not possible / possible

R      not possible / possible

if necessary conductivity anaesthesia in consultation with the owner:

**Results of the X-ray examination**

	good	fair	bad
Navicular	LF <input type="checkbox"/>	<input type="checkbox"/>	<input type="checkbox"/>
Navicular	RF <input type="checkbox"/>	<input type="checkbox"/>	<input type="checkbox"/>
Fetlock	LF <input type="checkbox"/>	<input type="checkbox"/>	<input type="checkbox"/>
Fetlock	RF <input type="checkbox"/>	<input type="checkbox"/>	<input type="checkbox"/>
Fetlock	LH <input type="checkbox"/>	<input type="checkbox"/>	<input type="checkbox"/>
Fetlock	RH <input type="checkbox"/>	<input type="checkbox"/>	<input type="checkbox"/>
Hock	L <input type="checkbox"/>	<input type="checkbox"/>	<input type="checkbox"/>
Hock	R <input type="checkbox"/>	<input type="checkbox"/>	<input type="checkbox"/>
Stifle	L <input type="checkbox"/>	<input type="checkbox"/>	<input type="checkbox"/>
Stifle	R <input type="checkbox"/>	<input type="checkbox"/>	<input type="checkbox"/>

Necessary results of any other x-ray examinations

\_\_\_\_\_

\_\_\_\_\_

Number: VALENTINA HH 2

After the examination ~~blood~~/no blood was taken to search for illegal practices.  
If necessary laboratory results:

\_\_\_\_\_

\_\_\_\_\_

JN CONSIGNATION

**FINAL CONCLUSION**

CLINICAL IN GENERAL A  
POSITIVE ADVICE ON THE  
DAY OF THE EXAMINATION  
IE 2021/OCT/27

The examination was carried out and reported by Mark Deuss, Veterinary surgeon at Kinrooi on: (date) 27/OCT/2021

(Signature and stamp)

Mark Deuss  
Veterinary Surgeon  
Steyvershofstraat 37  
8840 Kinrooi (B)  
Tel. 0031 6 537 537 01