

# Examination report

(Formulated by the Netherlands Equine Veterinary Association of the Royal Netherlands Veterinary Association.

The pre-purchase examination was performed using the handbook "De veterinaire keuring van het paard" issue 2007 as a guidance).

Number: E 125830

## Signalment

Name: Athena S  
Breed or type: KWPN  
Studbook no: 5280030504837  
Microchip number: 528210000772655  
Pedigree: Epilot x Libero H  
Age: 06-05-2005 Sex: mare  
Coat colour: bay Height at withers ± : \_\_\_\_\_

Level of training (according to client): \_\_\_\_\_

Proposed use (according to client): breeding / sport

Location where the exam takes place: clinic other, namely \_\_\_\_\_

## Markings


Head: \_\_\_\_\_

LF: \_\_\_\_\_ LH: \_\_\_\_\_

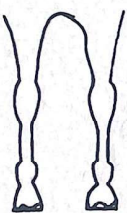
RF: \_\_\_\_\_ RH: \_\_\_\_\_

Other: \_\_\_\_\_

Right side

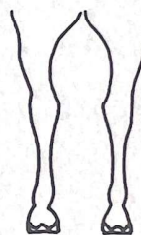


Front limbs  
Rear view

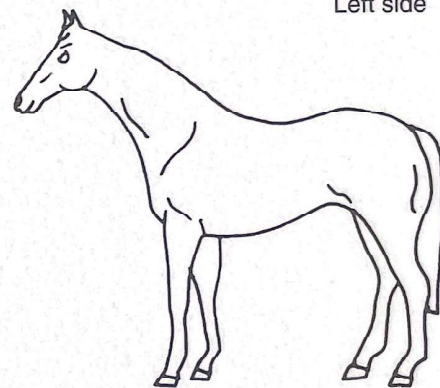


Muzzle

Hindlimbs  
Rear view



Left side



Evidence seen of possible behavioural vices? yes / no (If yes: detail: \_\_\_\_\_)

Blood collected and put into custody by the examining veterinary surgeon? yes / no

Blood sample tested for prohibited substances at client's request? yes / no

Veterinary practice **Dierenarts L.B. Poorthuis**  
Thijlaan 4 7576 ZB Oldenzaal  
Erkend Dierenarts Paard  
FEI dierenarts en keuringsdierenarts  
paard

CONCLUSION: \_\_\_\_\_

"clinically sound horse"

1. The examining veterinary surgeon and/or veterinary practice shall not be held liable for loss or damage caused as a result of the performance of the examination or as a result of inaccuracies or shortcomings in their preparation of this report, unless it has been established that this loss or damage is due to malice or negligence on the part of the examining veterinary surgeon.

2. The client shall have the sole right to invoke any action due to liability on the part of the examining veterinary surgeon and/or veterinary practice as described under 1. above. Parties other than the client shall not be entitled to derive any rights to compensation for damages arising from this examination/report.

3. Liability shall be limited at all times to that amount covered by the veterinary surgeon's professional indemnity insurance applicable at the time of the examination. Details of this coverage in the form of policy documents for this insurance may be inspected at the veterinary practice premises, and copies of these may be obtained at first request from the veterinary practice at no charge.

4. The provisions printed on this examination report shall also apply in the event the client fails to sign this form, or refuse to accept receipt of this examination report.

5. If the client upon whose instructions the examination was performed is not the owner of the horse, the client is wholly responsible for having obtained the owner's consent to all procedures performed during the examination, and the client shall fully indemnify the veterinary surgeon in respect of any claim by the owner arising from an allegation that such consent was not given.

6. In the event the client and/or third parties are of the opinion that the health of the horse at the time of the present examination does not correspond to that which is stated in the examination report, these parties must report this to the other party without delay and in writing (for example, together with the purchase contract), under penalty of the lapsing of every right of action against the examining veterinarian and/or the veterinarian practice, and to hold this party liable for compensation, while also simultaneously providing a copy of this report to the examination veterinarian and the veterinarian practice.

7. The laws of the Netherlands shall apply exclusively to any disputes arising from the performance of the examination and/or the completion of the examination report, and the Court of the Netherlands shall retain sole jurisdiction to hear these disputes.

8. In the event of differing interpretations between the Dutch and English text of these conditions, the content of the Dutch text shall be decisive.

Thus examined and reported by me:

Drs. L.B. Poorthuis

veterinary surgeon in:

Thijlaan 4  
Oldenzaal

This report can relate only to the appearance on the date of

examination: 03-06-2022

Signature of Client: \_\_\_\_\_

Signature of examining veterinary surgeon: \_\_\_\_\_



### Flexion tests:

### Inspection, palpation and eventual percussion

## Walk, trot and canter









Forced flexion:	Trotting after 1 min. flexion:				
LF not sensitive / <del>sensitive</del>	LF	-	±	+	++
RF not sensitive / <del>sensitive</del>	RF	-	±	+	++
LH not sensitive / <del>sensitive</del>	LH	-	±	+	++
RH not sensitive / <del>sensitive</del>	RH	-	±	+	++

**Radiological examination performed:** ☐ yes ☒ no

Number of X rays:

### Assessment of radiographs:

## Grading

Navicular bone	LF		RF	
Fetlock joint	LF		RF	
Sesamoid bones	LF		RF	
Tarsal joint	LH		RH	

	Fragments		Remarks
	-	+	
Fetlock joint	LF <input type="checkbox"/>	<input type="checkbox"/>	_____
Fetlock joint	RF <input type="checkbox"/>	<input type="checkbox"/>	_____
Stifle joint	LH <input type="checkbox"/>	<input type="checkbox"/>	_____
Stifle joint	RH <input type="checkbox"/>	<input type="checkbox"/>	_____
Tarsal joint	LH <input type="checkbox"/>	<input type="checkbox"/>	_____
Tarsal joint	RH <input type="checkbox"/>	<input type="checkbox"/>	_____
Fetlock joint	LH <input type="checkbox"/>	<input type="checkbox"/>	_____
Fetlock joint	RH <input type="checkbox"/>	<input type="checkbox"/>	_____

## Radiological exam of other parts / extra findings:

This image shows a single sheet of white paper with horizontal blue or grey ruling lines. The lines are evenly spaced and run across the width of the page. There are approximately 20 lines visible. The paper appears to be a standard notebook page or a sheet of stationery.

## Other remarks:

"mama has been tested  
pregnant for about ten weeks