

Mark Deuss
Veterinary Surgeon

Steyvershofstraat 37
3640 Kinrooi (B)
Tel. 0(031)6 537 537 01
mark.deuss@hotmail.com

Examination Report

"CANOKI Solis 2"
(CATOKI 2)

Examination for the purpose of purchase, sale insurance

Company: _____
Horse/Pony is used for: SPORTS
Client: _____
Address: _____
Postal code and town: _____
Buyer Seller Owner: _____
Present Yes/No _____

Description

Race or Type: Z
Pedigree no.: 056015 255 0466 20
Age: 2020
Sex: GEELDING
Shoulder height: _____
Level of training: SPORTS
Colour: GREY
Outline: _____

cfr STUDBOOKPAPERS!

MICROCHIP NR: 528210006259720

General Examination

Build and posture good/deviant: _____
Feeding condition good/deviant: _____
Skin and hair good/deviant: _____
Pulse in condition of rest/possibly after labour: ES
Respiration in condition of rest/possibly after labour: ES
Type of respiration normal/deviant: _____
Mucous membranes normal/deviant: _____
Lymph glands normal/deviant: _____
Eyes normal/deviant: _____
Mouth normal/deviant: _____
Spontaneous cough present/not present: _____
Larynx normal/sensitive: _____
Cicatrice corneal operation: present/not present: _____

Further clinical examination

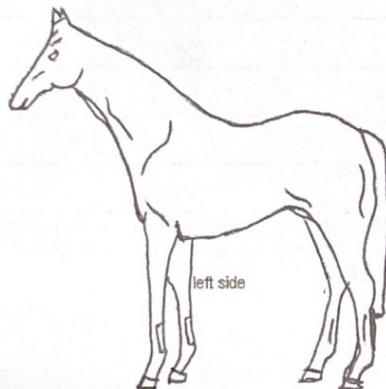
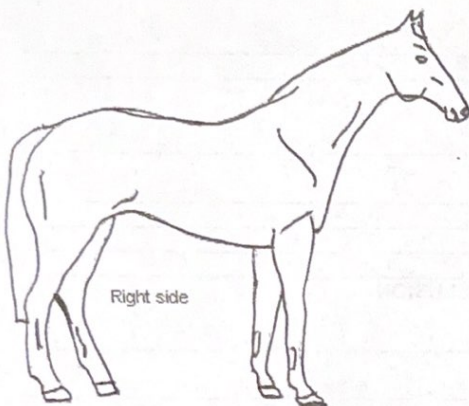
	not deviant	deviant
Respiratory system	<input checked="" type="checkbox"/>	<input type="checkbox"/>
Laryngoscopy if necessary	<input type="checkbox"/>	<input type="checkbox"/>
Circulation system	<input checked="" type="checkbox"/>	<input type="checkbox"/>
Digestion system	<input checked="" type="checkbox"/>	<input type="checkbox"/>
Urogenital system	<input checked="" type="checkbox"/>	<input type="checkbox"/>
Nervous system	<input checked="" type="checkbox"/>	<input type="checkbox"/>

Motion system:

	not deviant	deviant
Inspection	<input checked="" type="checkbox"/>	<input type="checkbox"/>
Palpation	<input checked="" type="checkbox"/>	<input type="checkbox"/>
Percussion	<input checked="" type="checkbox"/>	<input type="checkbox"/>

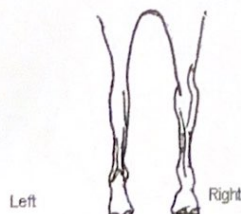
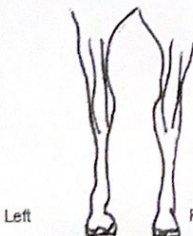
	not deviant	deviant
Neck	<input checked="" type="checkbox"/>	<input type="checkbox"/>
Withers	<input checked="" type="checkbox"/>	<input type="checkbox"/>
Back	<input checked="" type="checkbox"/>	<input type="checkbox"/>
Groin	<input checked="" type="checkbox"/>	<input type="checkbox"/>
Left forefoot	<input checked="" type="checkbox"/>	<input type="checkbox"/>
Right forefoot	<input checked="" type="checkbox"/>	<input type="checkbox"/>
Left hind leg	<input checked="" type="checkbox"/>	<input type="checkbox"/>
Right hind leg	<input checked="" type="checkbox"/>	<input type="checkbox"/>

	equal	not equal
Fronts hoofs	<input checked="" type="checkbox"/>	<input type="checkbox"/>
Horn quality	<input checked="" type="checkbox"/>	<input type="checkbox"/>
Hoof percussion	<input checked="" type="checkbox"/>	<input type="checkbox"/>
Hoof visitation	<input checked="" type="checkbox"/>	<input type="checkbox"/>



Hind rear view

fore rear view



Walking on hard ground

straight line ☒ not deviant ☐ deviant
 Left small volt ☒ ☐
 Right small volt ☒ ☐

Trotting on hard ground

straight line ☒ ☐
 left small volt ☒ ☐
 right small volt ☒ ☐

Trotting on soft ground

left volt ☒ ☐
 right volt ☒ ☐

Cantering/Galloping on soft ground

left volt ☒ ☐
 right volt ☒ ☐

Bending tests

Tightening of lower foot or leg

Left forefoot ☒ not sensitive/sensitive
 Right forefoot ☒ not sensitive/sensitive
 Left hind leg ☒ not sensitive/sensitive
 Right hind leg ☒ not sensitive/sensitive
 Trotting off after two minutes bending

LF ☒ ☐ ☐ ☐
 RF ☒ ☐ ☐ ☐
 LH ☒ ☐ ☐ ☐
 RH ☒ ☐ ☐ ☐
 L ☒ ☐ ☐ ☐
 R ☒ ☐ ☐ ☐

Hock:

Fixing the kneecap

L not possible / possible
 R not possible / possible

if necessary conductivity anaesthesia in consultation with the owner:

Results of the X-ray examination

	good	fair	bad
Navicular	LF <input type="checkbox"/>	<input type="checkbox"/>	<input type="checkbox"/>
Navicular	RF <input type="checkbox"/>	<input type="checkbox"/>	<input type="checkbox"/>
Fetlock	LF <input type="checkbox"/>	<input type="checkbox"/>	<input type="checkbox"/>
Fetlock	RF <input type="checkbox"/>	<input type="checkbox"/>	<input type="checkbox"/>
Fetlock	LH <input type="checkbox"/>	<input type="checkbox"/>	<input type="checkbox"/>
Fetlock	RH <input type="checkbox"/>	<input type="checkbox"/>	<input type="checkbox"/>
Hock	L <input type="checkbox"/>	<input type="checkbox"/>	<input type="checkbox"/>
Hock	R <input type="checkbox"/>	<input type="checkbox"/>	<input type="checkbox"/>
Stifle	L <input type="checkbox"/>	<input type="checkbox"/>	<input type="checkbox"/>
Stifle	R <input type="checkbox"/>	<input type="checkbox"/>	<input type="checkbox"/>

Necessary results of any other x-ray examinations

Number: "Canoli Solis p"

After the examination blood/no blood was taken to search for illegal practices.

If necessary laboratory results:

IN CONSIGNATION

FINAL CONCLUSION

CLINICAL IN GENERAL A
 POSITIVE ADVICE ON THE
 DAY OF THE EXAMINATION
 IE 223 / FEB 01

The examination was carried out and reported by
 Mark Deuss, Veterinary surgeon at Kinrooi on:
 (date) 01 / FEB / 2001

(Signature and stamp)

Mark Deuss
 Veterinary Surgeon
 Sleyvershofstraat 37
 3640 Kinrooi (B)
 Tel. 0031 6 537 537 01