

Mark Deuss  
 Veterinary Surgeon

Steyvershofstraat 37  
 3640 Kinrooi (B)  
 Tel. 0(031)6 537 537 01  
 mark.deuss@hotmail.com

### Examination Report

"FOR SURPRISE DU VI"  
 (FOR YOU DU VI)


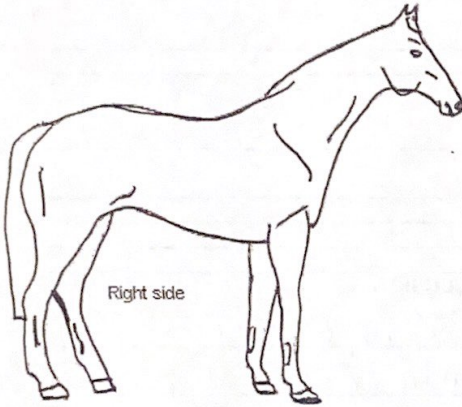
**Examination for the purpose of purchase, sale insurance**

Company: \_\_\_\_\_  
 Horse/Pony is used for: SPORTS  
 Client: \_\_\_\_\_  
 Address: \_\_\_\_\_  
 Postal code and town: \_\_\_\_\_  
 Buyer Seller Owner: \_\_\_\_\_  
 Present Yes/No \_\_\_\_\_

**Description**

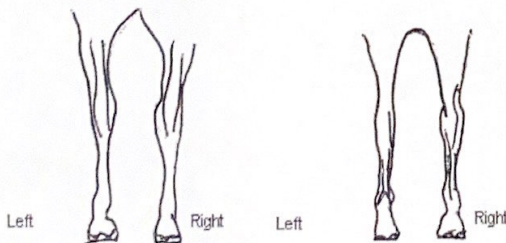
Race or Type: PONY  
 Pedigree no.: 522008 219 00257  
 Age: 26 JUNE 2019  
 Sex: GELDING  
 Shoulder height: 1.48 M  
 Level of training: SPORTS  
 Colour: CHESTNUT  
 Outline: \_\_\_\_\_

JA. STUB BOOK PAPERS!  
MICROCHIP NO.: 52221 000 6073867



Hind rear view

fore rear view



**General Examination**

Build and posture good/deviant: \_\_\_\_\_  
 Feeding condition good/deviant: \_\_\_\_\_  
 Skin and hair good/deviant: \_\_\_\_\_  
 Pulse in condition of rest/possibly after labour: NS  
 Respiration in condition of rest/possibly after labour: NS  
 Type of respiration normal/deviant: \_\_\_\_\_  
 Mucous membranes normal/deviant: \_\_\_\_\_  
 Lymph glands normal/deviant: \_\_\_\_\_  
 Eyes normal/deviant: \_\_\_\_\_  
 Mouth normal/deviant: \_\_\_\_\_  
 Spontaneous cough present/not present: \_\_\_\_\_  
 Larynx normal/sensitive: \_\_\_\_\_  
 Cicatrice corne operation: present/not present: \_\_\_\_\_

**Further clinical examination**

	not deviant	deviant
Respiratory system	<input checked="" type="checkbox"/>	<input type="checkbox"/>
Laryngoscopy if necessary	<input type="checkbox"/>	<input type="checkbox"/>
Circulation system	<input checked="" type="checkbox"/>	<input type="checkbox"/>
Digestion system	<input checked="" type="checkbox"/>	<input type="checkbox"/>
Urogenital system	<input checked="" type="checkbox"/>	<input type="checkbox"/>
Nervous system	<input checked="" type="checkbox"/>	<input type="checkbox"/>
Motion system:		
Inspection	<input checked="" type="checkbox"/>	<input type="checkbox"/>
Palpation	<input checked="" type="checkbox"/>	<input type="checkbox"/>
Percussion	<input checked="" type="checkbox"/>	<input type="checkbox"/>
Neck	<input checked="" type="checkbox"/>	<input type="checkbox"/>
Withers	<input checked="" type="checkbox"/>	<input type="checkbox"/>
Back	<input checked="" type="checkbox"/>	<input type="checkbox"/>
Groin	<input checked="" type="checkbox"/>	<input type="checkbox"/>
Left forefoot	<input checked="" type="checkbox"/>	<input type="checkbox"/>
Right forefoot	<input checked="" type="checkbox"/>	<input type="checkbox"/>
Left hind leg	<input checked="" type="checkbox"/>	<input type="checkbox"/>
Right hind leg	<input checked="" type="checkbox"/>	<input type="checkbox"/>
Fronts hoofs	<input checked="" type="checkbox"/>	<input type="checkbox"/>
Horn quality	<input checked="" type="checkbox"/>	<input type="checkbox"/>
Hoof percussion	<input checked="" type="checkbox"/>	<input type="checkbox"/>
Hoof visitation	<input checked="" type="checkbox"/>	<input type="checkbox"/>

equal not equal

not deviant      deviant

**Walking on hard ground**

straight line    
 Left small volt    
 Right small volt

**Trotting on hard ground**

straight line    
 left small volt    
 right small volt

**Trotting on soft ground**

left volt    
 right volt

**Cantering/Galloping on soft ground**

left volt    
 right volt

**Bending tests**

Tightening of lower foot or leg

Left forefoot  not sensitive / sensitive  
 Right forefoot  not sensitive / sensitive  
 Left hind leg  not sensitive / sensitive  
 Right hind leg  not sensitive / sensitive  
 Trotting off after two minutes bending

LF  +/- +/- ++  
 RF  +/- +/- ++  
 LH  +/- +/- ++  
 RH  +/- +/- ++  
 Hock:  +/- +/- ++  
 R  +/- +/- ++

Hock:

Fixing the kneecap

L not possible / possible  
 R not possible / possible

if necessary conductivity anaesthesia in consultation with the owner:

**Results of the X-ray examination**

	good	fair	bad
Navicular	LF <input type="checkbox"/>	<input type="checkbox"/>	<input type="checkbox"/>
Navicular	RF <input type="checkbox"/>	<input type="checkbox"/>	<input type="checkbox"/>
Fetlock	LF <input type="checkbox"/>	<input type="checkbox"/>	<input type="checkbox"/>
Fetlock	RF <input type="checkbox"/>	<input type="checkbox"/>	<input type="checkbox"/>
Fetlock	LH <input type="checkbox"/>	<input type="checkbox"/>	<input type="checkbox"/>
Fetlock	RH <input type="checkbox"/>	<input type="checkbox"/>	<input type="checkbox"/>
Hock	L <input type="checkbox"/>	<input type="checkbox"/>	<input type="checkbox"/>
Hock	R <input type="checkbox"/>	<input type="checkbox"/>	<input type="checkbox"/>
Stifle	L <input type="checkbox"/>	<input type="checkbox"/>	<input type="checkbox"/>
Stifle	R <input type="checkbox"/>	<input type="checkbox"/>	<input type="checkbox"/>

Necessary results of any other x-ray examinations

Number: FOR SURPRISE DU VI

After the examination blood/no blood was taken to search for illegal practices.  
 If necessary laboratory results:

IN CONSIGNATION

**FINAL CONCLUSION**

CLINICAL IN GENERAL A  
 POSITIVE ADVICE ON THE  
 DAY OF THE EXAMINATION  
 IE 222/MARCH/14

The examination was carried out and reported by Mark Deuss, Veterinary surgeon at Kinrooi on: (date) 14/MARCH/2022

(Signature and stamp)

Mark Deuss  
 Veterinary Surgeon  
 Steyvershofstraat 37  
 3640 Kinrooi (B)  
 Tel. 0031 6 537 537 01