

Mark Deuss  
 Veterinary Surgeon

Steyvershofstraat 37  
 3640 Kinrooi (B)  
 Tel. 0(031)6 537 537 01  
 mark.deuss@hotmail.com

## Examination Report

HAZELBERG'S MERCURY  
 (SPIROS Z)

### Examination for the purpose of purchase, sale insurance

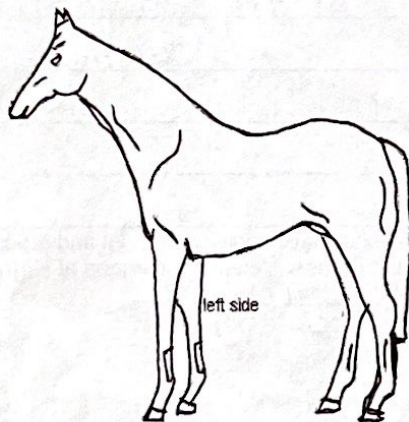
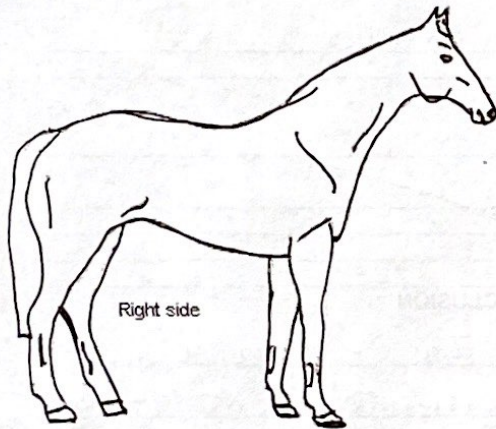
Company: \_\_\_\_\_  
 Horse/Pony is used for: SPORTS  
 Client: \_\_\_\_\_  
 Address: \_\_\_\_\_  
 Postal code and town: \_\_\_\_\_  
 Buyer Seller Owner: \_\_\_\_\_  
 Present Yes/No \_\_\_\_\_

### Description

Race or Type: AES  
 Pedigree no.: 826 0021 708 79417  
 Age: October 2017  
 Sex: MALE  
 Shoulder height: \_\_\_\_\_  
 Level of training: SPORTS  
 Colour: D Bay  
 Outline: \_\_\_\_\_

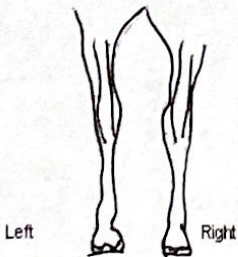
de stud Boekpapier

microchipnr: 9001100051186



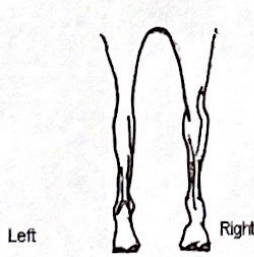
Hind rear view

fore rear view



Left

Right



Left

Right

### General Examination

Build and posture good/deviant: \_\_\_\_\_  
 Feeding condition good/deviant: \_\_\_\_\_  
 Skin and hair good/deviant: \_\_\_\_\_  
 Pulse in condition of rest/possibly after labour: 70  
 Respiration in condition of rest/possibly after labour: 20  
 Type of respiration normal/deviant: \_\_\_\_\_  
 Mucous membranes normal/deviant: \_\_\_\_\_  
 Lymph glands normal/deviant: \_\_\_\_\_  
 Eyes normal/deviant: \_\_\_\_\_  
 Mouth normal/deviant: \_\_\_\_\_  
 Spontaneous cough present/not present: \_\_\_\_\_  
 Larynx normal/sensitive: \_\_\_\_\_  
 Cicatrice corne operation: present/not present: \_\_\_\_\_

### Further clinical examination

	not deviant	deviant
Respiratory system	<input checked="" type="checkbox"/>	<input type="checkbox"/>
Laryngoscopy if necessary	<input checked="" type="checkbox"/>	<input type="checkbox"/>
Circulation system	<input checked="" type="checkbox"/>	<input type="checkbox"/>
Digestion system	<input checked="" type="checkbox"/>	<input type="checkbox"/>
Urogenital system	<input checked="" type="checkbox"/>	<input type="checkbox"/>
Nervous system	<input checked="" type="checkbox"/>	<input type="checkbox"/>
Motion system:		
Inspection	<input checked="" type="checkbox"/>	<input type="checkbox"/>
Palpation	<input checked="" type="checkbox"/>	<input type="checkbox"/>
Percussion	<input checked="" type="checkbox"/>	<input type="checkbox"/>
Neck	<input checked="" type="checkbox"/>	<input type="checkbox"/>
Withers	<input checked="" type="checkbox"/>	<input type="checkbox"/>
Back	<input checked="" type="checkbox"/>	<input type="checkbox"/>
Groin	<input checked="" type="checkbox"/>	<input type="checkbox"/>
Left forefoot	<input checked="" type="checkbox"/>	<input type="checkbox"/>
Right forefoot	<input checked="" type="checkbox"/>	<input type="checkbox"/>
Left hind leg	<input checked="" type="checkbox"/>	<input type="checkbox"/>
Right hind leg	<input checked="" type="checkbox"/>	<input type="checkbox"/>
Fronts hoofs	<input checked="" type="checkbox"/>	<input type="checkbox"/>
Horn quality	<input checked="" type="checkbox"/>	<input type="checkbox"/>
Hoof percussion	<input checked="" type="checkbox"/>	<input type="checkbox"/>
Hoof visitation	<input checked="" type="checkbox"/>	<input type="checkbox"/>

equal not equal

	not deviant	deviant
<b>Walking on hard ground</b>		
straight line	<input checked="" type="checkbox"/>	<input type="checkbox"/>
Left small volt	<input checked="" type="checkbox"/>	<input type="checkbox"/>
Right small volt	<input checked="" type="checkbox"/>	<input type="checkbox"/>

<b>Trotting on hard ground</b>		
straight line	<input checked="" type="checkbox"/>	<input type="checkbox"/>
left small volt	<input checked="" type="checkbox"/>	<input type="checkbox"/>
right small volt	<input checked="" type="checkbox"/>	<input type="checkbox"/>

<b>Trotting on soft ground</b>		
left volt	<input checked="" type="checkbox"/>	<input type="checkbox"/>
right volt	<input checked="" type="checkbox"/>	<input type="checkbox"/>

<b>Cantering/Galloping on soft ground</b>		
left volt	<input checked="" type="checkbox"/>	<input type="checkbox"/>
right volt	<input checked="" type="checkbox"/>	<input type="checkbox"/>

**Bending tests**  
Tightening of lower foot or leg

Left forefoot	<del>not sensitive</del> /sensitive
Right forefoot	<del>not sensitive</del> /sensitive
Left hind leg	<del>not sensitive</del> /sensitive
Right hind leg	<del>not sensitive</del> /sensitive
Trotting off after two minutes bending	

LF	-	±	+	++
RF	-	±	+	++
LH	-	±	+	++
RH	-	±	+	++
L	-	±	+	++
R	-	±	+	++

Hock:

Fixing the kneecap

L	not possible / possible
R	not possible / possible

if necessary conductivity anaesthesia in consultation with the owner:

**Results of the X-ray examination**

	good	fair	bad
Navicular LF	<input type="checkbox"/>	<input type="checkbox"/>	<input type="checkbox"/>
Navicular RF	<input type="checkbox"/>	<input type="checkbox"/>	<input type="checkbox"/>
Fetlock LF	<input type="checkbox"/>	<input type="checkbox"/>	<input type="checkbox"/>
Fetlock RF	<input type="checkbox"/>	<input type="checkbox"/>	<input type="checkbox"/>
Fetlock LH	<input type="checkbox"/>	<input type="checkbox"/>	<input type="checkbox"/>
Fetlock RH	<input type="checkbox"/>	<input type="checkbox"/>	<input type="checkbox"/>
Hock L	<input type="checkbox"/>	<input type="checkbox"/>	<input type="checkbox"/>
Hock R	<input type="checkbox"/>	<input type="checkbox"/>	<input type="checkbox"/>
Stifle L	<input type="checkbox"/>	<input type="checkbox"/>	<input type="checkbox"/>
Stifle R	<input type="checkbox"/>	<input type="checkbox"/>	<input type="checkbox"/>

Necessary results of any other x-ray examinations

Number: HAZELBERG'S MERCURY

After the examination blood was taken to search for illegal practices.  
If necessary laboratory results:

\_\_\_\_\_  
\_\_\_\_\_  
\_\_\_\_\_

STORED

**FINAL CONCLUSION**

CLINICAL IN GENERAL A  
POSITIV ADVICE AT THE DAY  
OF THE EXAMINATION  
IE 2020/MAY/29

The examination was carried out and reported by Mark Deuss, Veterinary surgeon at Kinrooi on: (date) 29/MAY/20

(Signature and stamp)

**Mark Deuss**  
Veterinary Surgeon  
Steynshoofstraat 37  
8640 Kinrooi (B)  
Tel: 0881 6 887 887 01