

Mark Deuss  
Veterinary Surgeon

Steyvershofstraat 37  
3640 Kinrooi (B)  
Tel. 0(031)6 537 537 01  
mark.deuss@hotmail.com

## Examination Report

"JYVAI"

### Examination for the purpose of purchase, sale insurance


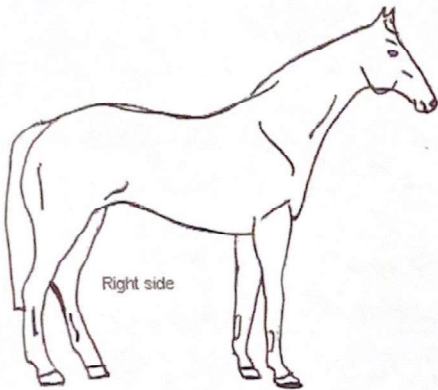
Company: \_\_\_\_\_  
Horse/Pony is used for: SPORTS  
Client: \_\_\_\_\_  
Address: \_\_\_\_\_  
Postal code ad town: \_\_\_\_\_  
Buyer Seller Owner: \_\_\_\_\_  
Present Yes/No \_\_\_\_\_

### Description

Race or Type: \_\_\_\_\_  
Pedigree no.: 25 000 152 872 641 Q  
Age: 21/04/2019  
Sex: 6EUPING  
Shoulder height: \_\_\_\_\_  
Level of training: SPORTS  
Colour: CHESTNUT  
Outline: \_\_\_\_\_

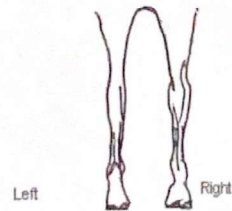
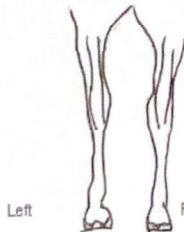
for STUBBOOK PAPERS!

micro chip no.: 25025 600 602442



Hind rear view

fore rear view



### General Examination

Build and posture good/deviant  
Feeding condition good/deviant  
Skin and hair good/deviant  
Pulse in condition of rest/possibly after labour: 70  
Respiration in condition of rest/possibly after labour: 20  
Type of respiration normal/deviant  
Mucous membranes normal/deviant  
Lymph glands normal/deviant  
Eyes normal/deviant  
Mouth normal/deviant  
Spontaneous cough present/not present  
Larynx normal/sensitive  
Cicatrice corneage operation: present/not present

### Further clinical examination

	not deviant	deviant
Respiratory system	<input checked="" type="checkbox"/>	<input type="checkbox"/>
Laryngoscopy if necessary	<input type="checkbox"/>	<input type="checkbox"/>
Circulation system	<input checked="" type="checkbox"/>	<input type="checkbox"/>
Digestion system	<input checked="" type="checkbox"/>	<input type="checkbox"/>
Urogenital system	<input checked="" type="checkbox"/>	<input type="checkbox"/>
Nervous system	<input checked="" type="checkbox"/>	<input type="checkbox"/>

### Motion system:

Inspection	<input checked="" type="checkbox"/>	<input type="checkbox"/>
Palpation	<input checked="" type="checkbox"/>	<input type="checkbox"/>
Percussion	<input checked="" type="checkbox"/>	<input type="checkbox"/>

Neck	<input checked="" type="checkbox"/>	<input type="checkbox"/>
Withers	<input checked="" type="checkbox"/>	<input type="checkbox"/>
Back	<input checked="" type="checkbox"/>	<input type="checkbox"/>
Groin	<input checked="" type="checkbox"/>	<input type="checkbox"/>
Left forefoot	<input checked="" type="checkbox"/>	<input type="checkbox"/>
Right forefoot	<input checked="" type="checkbox"/>	<input type="checkbox"/>
Left hind leg	<input checked="" type="checkbox"/>	<input type="checkbox"/>
Right hind leg	<input checked="" type="checkbox"/>	<input type="checkbox"/>

	equal	not equal
Fronts hoofs	<input checked="" type="checkbox"/>	<input type="checkbox"/>
Horn quality	<input checked="" type="checkbox"/>	<input type="checkbox"/>
Hoof percussion	<input checked="" type="checkbox"/>	<input type="checkbox"/>
Hoof visitation	<input checked="" type="checkbox"/>	<input type="checkbox"/>

Walking on hard ground not deviant deviant

straight line   \_\_\_\_\_  
 Left small volt   \_\_\_\_\_  
 Right small volt   \_\_\_\_\_

Trotting on hard ground  
 straight line   \_\_\_\_\_  
 left small volt   \_\_\_\_\_  
 right small volt   \_\_\_\_\_

Trotting on soft ground  
 left volt   \_\_\_\_\_  
 right volt   \_\_\_\_\_

Cantering/Galloping on soft ground  
 left volt   \_\_\_\_\_  
 right volt   \_\_\_\_\_

Bending tests  
 Tightening of lower foot or leg

Left forefoot  not sensitive/sensitive  
 Right forefoot  not sensitive/sensitive  
 Left hind leg  not sensitive/sensitive  
 Right hind leg  not sensitive/sensitive  
 Trotting off after two minutes bending

LF  +/- +/+ ++  
 RF  +/- +/+ ++  
 LH  +/- +/+ ++  
 RH  +/- +/+ ++  
 L  +/- +/+ ++  
 R  +/- +/+ ++

Hock:  
 L not possible / possible  
 R not possible / possible

Fixing the kneecap

if necessary conductivity anaesthesia in consultation with the owner:

Results of the X-ray examination

	good	fair	bad
Navicular	LF <input type="checkbox"/>	<input type="checkbox"/>	<input type="checkbox"/>
Navicular	RF <input type="checkbox"/>	<input type="checkbox"/>	<input type="checkbox"/>
Fetlock	LF <input type="checkbox"/>	<input type="checkbox"/>	<input type="checkbox"/>
Fetlock	RF <input type="checkbox"/>	<input type="checkbox"/>	<input type="checkbox"/>
Fetlock	LH <input type="checkbox"/>	<input type="checkbox"/>	<input type="checkbox"/>
Fetlock	RH <input type="checkbox"/>	<input type="checkbox"/>	<input type="checkbox"/>
Hock	L <input type="checkbox"/>	<input type="checkbox"/>	<input type="checkbox"/>
Hock	R <input type="checkbox"/>	<input type="checkbox"/>	<input type="checkbox"/>
Stifle	L <input type="checkbox"/>	<input type="checkbox"/>	<input type="checkbox"/>
Stifle	R <input type="checkbox"/>	<input type="checkbox"/>	<input type="checkbox"/>

Necessary results of any other x-ray examinations

\_\_\_\_\_

\_\_\_\_\_

Number: JYVA

After the examination blood/no blood was taken to search for illegal practices.  
 If necessary laboratory results:

\_\_\_\_\_

\_\_\_\_\_

JN CONSIGNATION

\_\_\_\_\_

\_\_\_\_\_

FINAL CONCLUSION

CLINICAL IN GENERAL A

POSITIVE ADVICE ON

THE DAY OF THE

EXAMINATION IE

222 / MARCH / 2022

The examination was carried out and reported by Mark Deuss, Veterinary surgeon at Kinrooi on: (date) 30 / MARCH / 2022

(Signature and stamp)

Mark Deuss

Veterinary Surgeon

37

May-8640 Kinrooi (B)

Tel 0031 8 637 537 01