

Turostowo, 14.10.2022

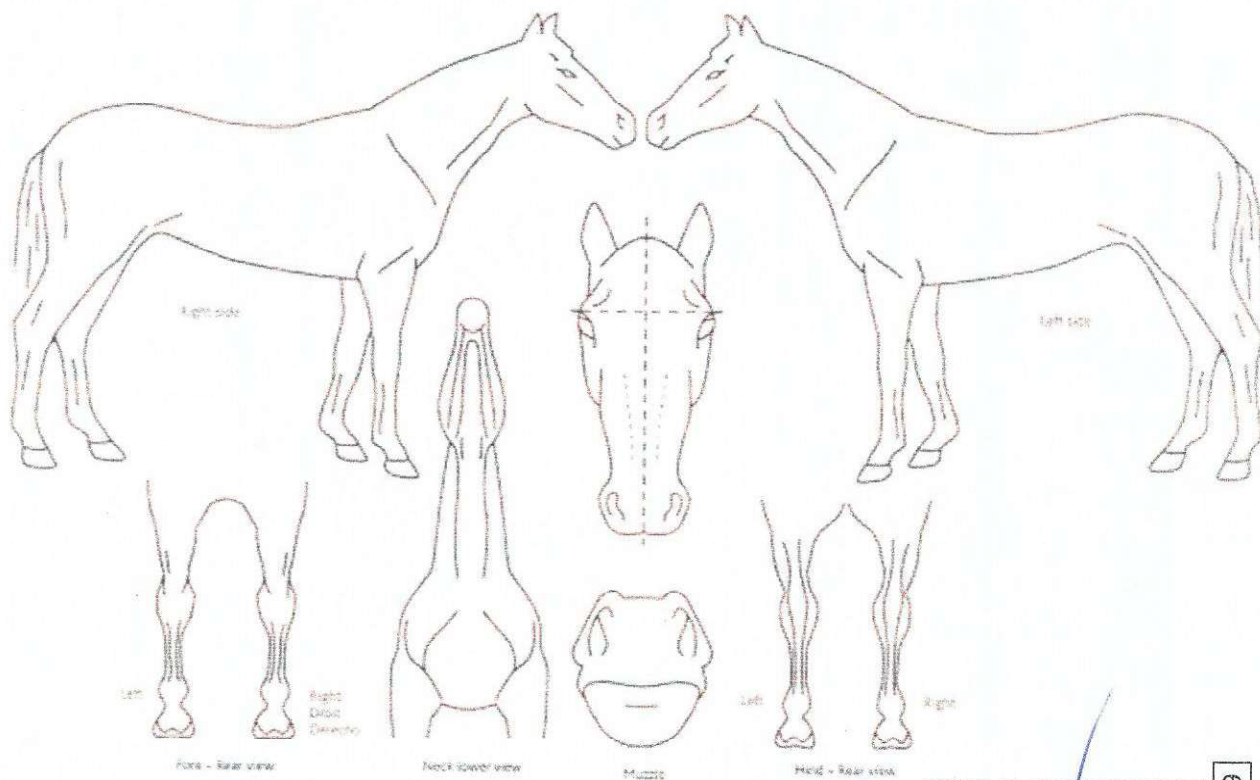
PRE-PURCHASE EXAMINATION REPORT

Client:
Adress:
Client is present at the exam: yes / no
Client is: buyer / seller / other _____
Level of training (according to client):

Proposed use (according to client):

Location of exam: clinic / other:
Seller's stable

Horse name: LAVERINO
Breed: oldenburger
Passport number: DE418185042513
Microchip number: 276020000166674
Age: 9 y.o. (21.04.2013)
Sex: gelding
Coat color: bay



MICHAŁ STACHOWIAK
lekarz weterynarii
tel. 696 458 599

65316

General information:

Conformation: **normal** / abnormal

Skin and coat: **normal** / abnormal

Mucous membranes: **normal** / abnormal

Lymph nodes: **normal** / abnormal

Eyes: **normal** / abnormal

Heart: **normal** / abnormal

Body temperature: 37,8 celcius degrees

Teeth: **normal** / abnormal

Behavior abnormalities or vices: **normal** / abnormal

Reproductive status: **normal** / abnormal

Hooves:

- shape: **normal** / abnormal _____

- shoeing: **yes** / no

- type of shoeing: **front hooves, standard**

Respiratory system:

Cough: **yes** / **no** _____

Discharge: **yes** / **no** _____

Auscultation: **normal** / abnormal

Laryngoscopy: performed / **not performed**

Inspection and palpation:

Head: **normal** / abnormal _____

Neck: **normal** / abnormal _____

Withers: **normal** / abnormal _____

Back: **normal** / abnormal _____

Left front: **normal** / abnormal


Right front: **normal** / abnormal

Left hind: **normal** / abnormal

Right hind: **normal** / abnormal

Hoof testers:

- RF **normal** / abnormal _____



MORBUS-VET gabinet weterynaryjny
 lek. wet. Michał Stachowiak
 Turostowo 14A
 62-280 Kiszkowo
 Tel: 696-468-599

- LF **normal** / abnormal _____
 - RH **normal** / abnormal _____
 - LH **normal** / abnormal _____
 Other: _____

Gait:

Walk on a hard surface:

- straight line: **normal** / abnormal _____

 - figure of eight: **normal** / abnormal _____
 abnormal _____

Trot on a hard Surface:

- straight line: **normal** / abnormal _____

 - small circle left: **normal** / abnormal _____
 abnormal _____

- small circle right: **normal** / abnormal _____
 abnormal _____

Trot on a soft Surface:

- small circle left: **normal** / abnormal _____
 abnormal _____

 - small circle right: **normal** / abnormal _____
 abnormal _____

Canter on a soft Surface:

- small circle left: **normal** / abnormal _____
 abnormal _____

- small circle right: **normal** / abnormal _____

Back movement: **normal** / abnormal _____

Flexion tests:

Left front: **not sensitive** / sensitive _____

Right front: **not sensitive** / sensitive _____

Left hind: **not sensitive** / sensitive _____

Right hind: **not sensitive** / sensitive _____

Radiological findings:

Number of x-rays: 17

Assessment of radiographs:

Navicular bone: LF II RF II

OCD fragments:

Fetlock joint LF: present / **none** _____

Fetlock joint RF: present / **none** _____

Stifle joint LH: present / **none** _____

Stifle joint RH: present / **none** _____

Tarsal joint LH: present / **none** _____

Tarsal joint RH: present / **none** _____

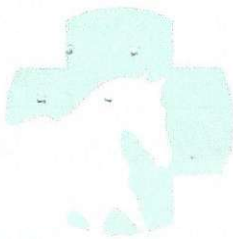
Fetlock joint LH: **present** / none **one piece**

Fetlock joint RH: present / **none** _____

Other findings: **Kissing spine in the lumbar spinosus processes; bone cyst in LH tibia**

MICHAŁ STACHOWIAK
 lekarz weterynarii
 tel. 696 468 599

65316



MORBUS-VET gabinet weterynaryjny
lek. wet. Michał Stachowiak
Turostowo 14A
62-280 Kiszkowo
Tel: 696-468-599

Right hind:

Other:

Ultrasound examination:

Left front:

Right front:

Left hind:

Blood samples:

- collected: yes / no

- tested for prohibited substances: yes / no

CONCLUSION:

At the end of the examination the horse is suitable for further work.

1. The examining veterinary surgeon and/or veterinary practise shall not be held liable for loss or damage caused as a result of the performance of the examination or as a result of inaccuracies or shortcomings in their preparations of this report, unless it has been established that this loss or damage is due to malice or negligence on the part of the examining veterinary surgeon.
2. The client shall have the sole right to invoke any action due to liability on the part of the examining veterinary surgeon and/or veterinary practice as described under 1 above. Parties other than the client shall not be entitled to derive any rights to compensation for damages arising from this examination/report.
3. Liability shall be limited at all times to that amount covered by the veterinary surgeon's professional indemnity insurance applicable at the time of the examination. Details of the coverage in the form of policy documents for this insurance may be inspected at the veterinary practise premises, and copies of these may be obtained at first request from the veterinary practise at no charge.
4. If the client upon whose instructions the examination was performed is not the owner of the horse, the client is fully responsible for having obtained the owner's consent to all procedures performed during the examination, and the client shall fully indemnify the veterinary surgeon in respect of any claim by the owner arising from an allegation that such consent was not given.
5. In the event the client and/or third parties are the opinion that the health of the horse at the time of the present examination does not correspond to that which is stated in the examination report, these parties must report this to the other party without delay and in writing under penalty of the lapsing of every right of action against the examining veterinarian and/or the veterinary practice, and to hold this party liable for compensation, which also simultaneously providing a copy of this report to the examination veterinarian.

MICHAŁ STACHOWIAK
lekarz Weterynarii
tel. 696 458 599

