

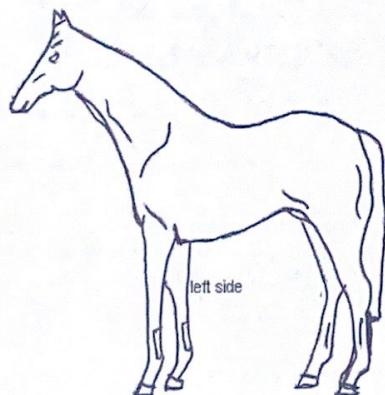
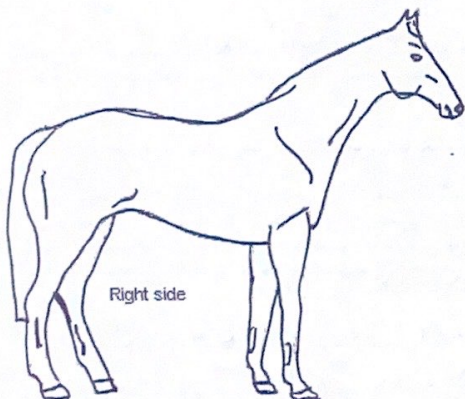
Mark Deuss
Veterinary Surgeon

Steyvershofstraat 37
3640 Kinrooi (B)
Tel. 0(031)6 537 537 01
mark.deuss@hotmail.com

Examination Report

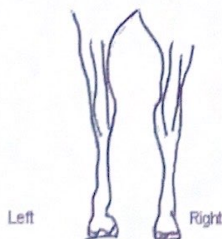
Examination for the purpose of purchase, sale insurance

Company: _____
Horse/Pony is used for: SPORTS
Client: _____
Address: _____
Postal code and town: _____
Buyer Seller Owner: _____
Present Yes/No _____

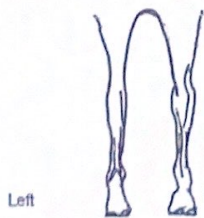


Hind rear view

fore rear view



Right



Right

Description

Race or Type: KWPN
Pedigree no.: 528003 2017 05435
Age: 30 MAY 2017
Sex: FEMALE
Shoulder height: _____
Level of training: SPORTS
Colour: BAY
Outline: _____

fr. STUBBORN PAPER 15'

microchip no: 528110004680701

General Examination

Build and posture: good/deviant: _____
Feeding condition: good/deviant: _____
Skin and hair: good/deviant: _____
Pulse in condition of rest/possibly after labour: 100
Respiration in condition of rest/possibly after labour: 50
Type of respiration: normal/deviant: _____
Mucous membranes: normal/deviant: _____
Lymph glands: normal/deviant: _____
Eyes: normal/deviant: _____
Mouth: normal/deviant: _____
Spontaneous cough: present/not present: _____
Larynx: normal/sensitive: _____
Cicatrice corneal operation: present/not present: _____

Further clinical examination

	not deviant	deviant
Respiratory system	<input checked="" type="checkbox"/>	<input type="checkbox"/>
Laryngoscopy if necessary	<input checked="" type="checkbox"/>	<input type="checkbox"/>
Circulation system	<input checked="" type="checkbox"/>	<input type="checkbox"/>
Digestion system	<input checked="" type="checkbox"/>	<input type="checkbox"/>
Urogenital system	<input checked="" type="checkbox"/>	<input type="checkbox"/>
Nervous system	<input checked="" type="checkbox"/>	<input type="checkbox"/>

Motion system:

	not deviant	deviant
Inspection	<input checked="" type="checkbox"/>	<input type="checkbox"/>
Palpation	<input checked="" type="checkbox"/>	<input type="checkbox"/>
Percussion	<input checked="" type="checkbox"/>	<input type="checkbox"/>

	not deviant	deviant
Neck	<input checked="" type="checkbox"/>	<input type="checkbox"/>
Withers	<input checked="" type="checkbox"/>	<input type="checkbox"/>
Back	<input checked="" type="checkbox"/>	<input type="checkbox"/>
Groin	<input checked="" type="checkbox"/>	<input type="checkbox"/>
Left forefoot	<input checked="" type="checkbox"/>	<input type="checkbox"/>
Right forefoot	<input checked="" type="checkbox"/>	<input type="checkbox"/>
Left hind leg	<input checked="" type="checkbox"/>	<input type="checkbox"/>
Right hind leg	<input checked="" type="checkbox"/>	<input type="checkbox"/>

	equal	not equal
Fronts hoofs	<input checked="" type="checkbox"/>	<input type="checkbox"/>
Horn quality	<input checked="" type="checkbox"/>	<input type="checkbox"/>
Hoof percussion	<input checked="" type="checkbox"/>	<input type="checkbox"/>
Hoof visitation	<input checked="" type="checkbox"/>	<input type="checkbox"/>

Walking on hard ground

straight line ☒ not deviant ☐ deviant
 Left small volt ☒
 Right small volt ☒

Trotting on hard ground

straight line ☒
 left small volt ☒
 right small volt ☒

Trotting on soft ground

left volt ☒
 right volt ☒

Cantering/Galloping on soft ground

left volt ☒
 right volt ☒

Bending tests

Tightening of lower foot or leg

Left forefoot ☒ not sensitive/sensitive
 Right forefoot ☒ not sensitive/sensitive
 Left hind leg ☒ not sensitive/sensitive
 Right hind leg ☒ not sensitive/sensitive
 Trotting off after two minutes bending

LF - ☒ +/- ☒ ++
 RF - ☒ +/- ☒ ++
 LH - ☒ +/- ☒ ++
 RH - ☒ +/- ☒ ++
 L - ☒ +/- ☒ ++
 R - ☒ +/- ☒ ++

Hock:

Fixing the kneecap

L not possible / possible
 R not possible / possible

If necessary conductivity anaesthesia in consultation with the owner:

Results of the X-ray examination

	good	fair	bad
Navicular LF	<input checked="" type="checkbox"/>	<input type="checkbox"/>	<input type="checkbox"/>
Navicular RF	<input checked="" type="checkbox"/>	<input type="checkbox"/>	<input type="checkbox"/>
Fetlock LF	<input checked="" type="checkbox"/>	<input type="checkbox"/>	<input type="checkbox"/>
Fetlock RF	<input checked="" type="checkbox"/>	<input type="checkbox"/>	<input type="checkbox"/>
Fetlock LH	<input checked="" type="checkbox"/>	<input type="checkbox"/>	<input type="checkbox"/>
Fetlock RH	<input checked="" type="checkbox"/>	<input type="checkbox"/>	<input type="checkbox"/>
Hock L	<input checked="" type="checkbox"/>	<input type="checkbox"/>	<input type="checkbox"/>
Hock R	<input checked="" type="checkbox"/>	<input type="checkbox"/>	<input type="checkbox"/>
Stifle L	<input checked="" type="checkbox"/>	<input type="checkbox"/>	<input type="checkbox"/>
Stifle R	<input checked="" type="checkbox"/>	<input type="checkbox"/>	<input type="checkbox"/>

Necessary results of any other x-ray examinations

Number: MILYON DE SPINATE

After the examination blood/no blood was taken to search for illegal practices.
 If necessary laboratory results:

IN CONSIGNATION

FINAL CONCLUSION

CLINICAL IN GENERAL A
 POSITIVE ADVICE ON
 THE DAY OF THE
 EXAMINATION RE
 222/july/18

The examination was carried out and reported by
 Mark Deuss, Veterinary surgeon at Kinrooi on:
 (date) 18/july/2022

(Signature and stamp)

Mark Deuss
 Veterinary Surgeon
 Steyvershofstraat 37
 3640 Kinrooi (B)
 Tel. 0032 6 537 537 01