

Mark Deuss  
 Veterinary Surgeon

Steyvershofstraat 37  
 3640 Kinrooi (B)  
 Tel. 0(031)6 537 537 01  
 mark.deuss@hotmail.com

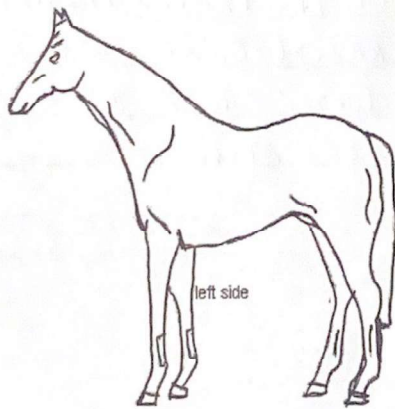
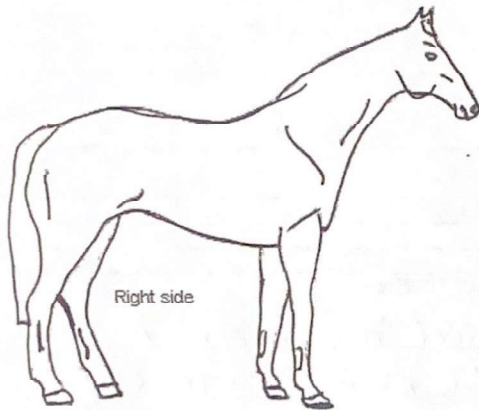
## Examination Report

"NEVER CHANGE JB"  
 (ZAMBESI)

**Examination for the purpose of purchase, sale insurance**  
 Company: \_\_\_\_\_  
 Horse/pony is used for: SPORTS  
 Client: \_\_\_\_\_  
 Address: \_\_\_\_\_  
 Postal code and town: \_\_\_\_\_  
 Buyer Seller Owner: \_\_\_\_\_  
 Present Yes/No \_\_\_\_\_

**Description**  
 Race or Type: KWPN  
 Pedigree no.: 528003201803238  
 Age: 26 April 2018  
 Sex: FEMALE  
 Shoulder height: \_\_\_\_\_  
 Level of training: SPORTS  
 Colour: D. Bay  
 Outline: \_\_\_\_\_

Dr. Stuibookpapers!  
Microchipnr.: 528210004822144



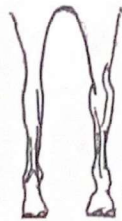
Hind rear view

fore rear view



Left

Right



Left

Right

### General Examination

Build and posture good/deviant: \_\_\_\_\_  
 Feeding condition good/deviant: \_\_\_\_\_  
 Skin and hair good/deviant: \_\_\_\_\_  
 Pulse in condition of rest/possibly after labour: No  
 Respiration in condition of rest/possibly after labour: No  
 Type of respiration normal/deviant: \_\_\_\_\_  
 Mucous membranes normal/deviant: \_\_\_\_\_  
 Lymph glands normal/deviant: \_\_\_\_\_  
 Eyes normal/deviant: \_\_\_\_\_  
 Mouth normal/deviant: \_\_\_\_\_  
 Spontaneous cough present/not present: \_\_\_\_\_  
 Larynx normal/sensitive: \_\_\_\_\_  
 Cicatrice corne operation: present/not present: \_\_\_\_\_

### Further clinical examination

	not deviant	deviant
Respiratory system	<input checked="" type="checkbox"/>	<input type="checkbox"/>
Laryngoscopy if necessary	<input type="checkbox"/>	<input type="checkbox"/>
Circulation system	<input checked="" type="checkbox"/>	<input type="checkbox"/>
Digestion system	<input checked="" type="checkbox"/>	<input type="checkbox"/>
Urogenital system	<input checked="" type="checkbox"/>	<input type="checkbox"/>
Nervous system	<input checked="" type="checkbox"/>	<input type="checkbox"/>

### Motion system:

Inspection	<input checked="" type="checkbox"/>	<input type="checkbox"/>
Palpation	<input checked="" type="checkbox"/>	<input type="checkbox"/>
Percussion	<input checked="" type="checkbox"/>	<input type="checkbox"/>

Neck	<input checked="" type="checkbox"/>	<input type="checkbox"/>
Withers	<input checked="" type="checkbox"/>	<input type="checkbox"/>
Back	<input checked="" type="checkbox"/>	<input type="checkbox"/>
Groin	<input checked="" type="checkbox"/>	<input type="checkbox"/>
Left forefoot	<input checked="" type="checkbox"/>	<input type="checkbox"/>
Right forefoot	<input checked="" type="checkbox"/>	<input type="checkbox"/>
Left hind leg	<input checked="" type="checkbox"/>	<input type="checkbox"/>
Right hind leg	<input checked="" type="checkbox"/>	<input type="checkbox"/>

	equal	not equal
Fronts hoofs	<input checked="" type="checkbox"/>	<input type="checkbox"/>
Horn quality	<input checked="" type="checkbox"/>	<input type="checkbox"/>
Hoof percussion	<input checked="" type="checkbox"/>	<input type="checkbox"/>
Hoof visitation	<input checked="" type="checkbox"/>	<input type="checkbox"/>

Walking on hard ground not deviant deviant

straight line    
 Left small volt    
 Right small volt

Trotting on hard ground  
 straight line    
 left small volt    
 right small volt

Trotting on soft ground  
 left volt    
 right volt

Cantering/Galloping on soft ground  
 left volt    
 right volt

Bending tests  
 Tightening of lower foot or leg

Left forefoot     
 Right forefoot     
 Left hind leg     
 Right hind leg     
 Trotting off after two minutes bending

LF     
 RF     
 LH     
 RH     
 L     
 R

Hock:

Fixing the kneecap

L not possible / possible  
 R not possible / possible

If necessary conductivity anaesthesia in consultation with the owner.

Results of the X-ray examination

good fair bad  
 Navicular LF    1-2  
 Navicular RF    1-2  
 Fetlock LF    1-2  
 Fetlock RF    1-2  
 Fetlock LH    2  
 Fetlock RH    1-2  
 Hock L    1-2  
 Hock R    1-2  
 Stifle L    1  
 Stifle R    1

Necessary results of any other x-ray examinations

FETLOCK LH: VERY SMALL FRAGMENT DORSO-PROXIMAL + DORSAL

Number: NEVER CHANGE JB

After the examination no blood was taken to search for illegal practices.  
 If necessary laboratory results:

IN CONSIGNATION

FINAL CONCLUSION

CLINICAL IN GENERAL A  
 POSITIVE ADVICE ON THE DAY  
 OF THE EXAMINATION (IE 22/July/14)  
 RADIOLOGICAL (X-RAYS "DE  
 WATERMOLEN" DD 17/MARCH 2021):  
 SEE ABOVE

The examination was carried out and reported by  
 Mark Deuss, Veterinary surgeon at Kinrooi on:  
 (date) 2021/July/14.

(Signature and stamp)

Mark Deuss  
 Veterinary Surgeon  
 Kershofstraat 37  
 3640 Kinrooi (B)  
 Tel: 0031 6 537 537 01