

Mark Deuss
 Veterinary Surgeon

Steyvershofstraat 37
 3640 Kinrooi (B)
 Tel. 0(031)6 537 537 01
 mark.deuss@hotmail.com

Examination Report

"NOBEL EXPRESS"
 (GLOBAL EXPRESS)

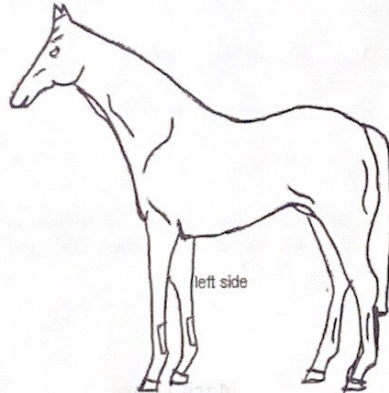
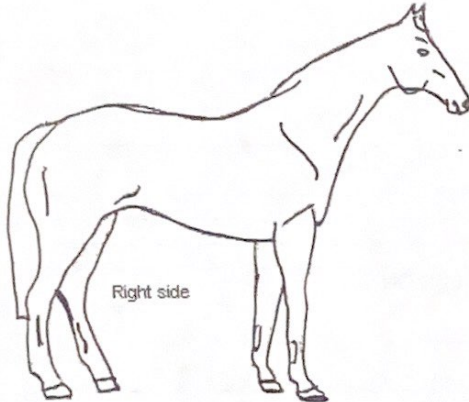
Examination for the purpose of purchase, sale insurance

Company: _____
 Horse/Pony is used for: SPORTS
 Client: _____
 Address: _____
 Postal code and town: _____
 Buyer Seller Owner: _____
 Present Yes/No _____

Description

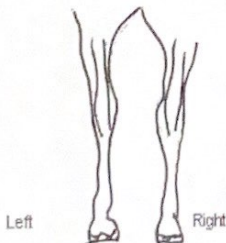
Race or Type: KWPN
 Pedigree no.: 528 003 2018 086 79
 Age: 07 APRIL 2018
 Sex: GELDING
 Shoulder height: _____
 Level of training: SPORTS
 Colour: CHESTNUT
 Outline: _____

fr. STUBBOOK PAPERS!
micro chip no.: 528210004828039



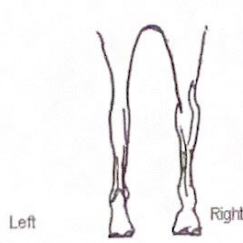
Hind rear view

fore rear view



Left

Right



Left

Right

General Examination

Build and posture good/deviant: _____
 Feeding condition good/deviant: _____
 Skin and hair good/deviant: _____
 Pulse in condition of rest/possibly after labour: 75
 Respiration in condition of rest/possibly after labour: 25
 Type of respiration normal/deviant: _____
 Mucous membranes normal/deviant: _____
 Lymph glands normal/deviant: _____
 Eyes normal/deviant: _____
 Mouth normal/deviant: _____
 Spontaneous cough present/not present: _____
 Larynx normal/sensitive: _____
 Cicatrice corne operation: present/not present: _____

Further clinical examination

	not deviant	deviant
Respiratory system	<input checked="" type="checkbox"/>	<input type="checkbox"/>
Laryngoscopy if necessary	<input checked="" type="checkbox"/>	<input type="checkbox"/>
Circulation system	<input checked="" type="checkbox"/>	<input type="checkbox"/>
Digestion system	<input checked="" type="checkbox"/>	<input type="checkbox"/>
Urogenital system	<input checked="" type="checkbox"/>	<input type="checkbox"/>
Nervous system	<input checked="" type="checkbox"/>	<input type="checkbox"/>

Motion system:

Inspection	<input checked="" type="checkbox"/>	<input type="checkbox"/>
Palpation	<input checked="" type="checkbox"/>	<input type="checkbox"/>
Percussion	<input checked="" type="checkbox"/>	<input type="checkbox"/>

Neck	<input checked="" type="checkbox"/>	<input type="checkbox"/>
Withers	<input checked="" type="checkbox"/>	<input type="checkbox"/>
Back	<input checked="" type="checkbox"/>	<input type="checkbox"/>
Groin	<input checked="" type="checkbox"/>	<input type="checkbox"/>
Left forefoot	<input checked="" type="checkbox"/>	<input type="checkbox"/>
Right forefoot	<input checked="" type="checkbox"/>	<input type="checkbox"/>
Left hind leg	<input checked="" type="checkbox"/>	<input type="checkbox"/>
Right hind leg	<input checked="" type="checkbox"/>	<input type="checkbox"/>

	equal	not equal
Fronts hoofs	<input checked="" type="checkbox"/>	<input type="checkbox"/>
Horn quality	<input checked="" type="checkbox"/>	<input type="checkbox"/>
Hoof percussion	<input checked="" type="checkbox"/>	<input type="checkbox"/>
Hoof visitation	<input checked="" type="checkbox"/>	<input type="checkbox"/>

Walking on hard ground

straight line not deviant deviant
 Left small volt
 Right small volt

Trotting on hard ground
 straight line
 left small volt
 right small volt

Trotting on soft ground
 left volt
 right volt

Cantering/Galloping on soft ground
 left volt
 right volt

Bending tests
 Tightening of lower foot or leg

Left forefoot not sensitive/sensitive
 Right forefoot not sensitive/sensitive
 Left hind leg not sensitive/sensitive
 Right hind leg not sensitive/sensitive
 Trotting off after two minutes bending

LF - ± / + / ++
 RF - ± / + / ++
 LH - ± / + / ++
 RH - ± / + / ++
 L - ± / + / ++
 R - ± / + / ++

Hock:
 Fixing the kneecap
 L not possible / possible
 R not possible / possible

Number: NOBEL EXPRESS

After the examination blood blood was taken to search for illegal practices.
 If necessary laboratory results:

ON CONSIGNATION

FINAL CONCLUSION

CLINICAL IN GENERAL A
POSITIVE ADVICE ON THE
DAY OF THE EXAMINATION
IE 2021/OCT/27

If necessary conductivity anaesthesia in consultation with the owner:

The examination was carried out and reported by Mark Deuss, Veterinary surgeon at Kinrool on. (date) 27/OCT/2021

Results of the X-ray examination

		good	fair	bad
Navicular	LF	<input type="checkbox"/>	<input type="checkbox"/>	<input type="checkbox"/>
Navicular	RF	<input type="checkbox"/>	<input type="checkbox"/>	<input type="checkbox"/>
Fetlock	LF	<input type="checkbox"/>	<input type="checkbox"/>	<input type="checkbox"/>
Fetlock	RF	<input type="checkbox"/>	<input type="checkbox"/>	<input type="checkbox"/>
Fetlock	LH	<input type="checkbox"/>	<input type="checkbox"/>	<input type="checkbox"/>
Fetlock	RH	<input type="checkbox"/>	<input type="checkbox"/>	<input type="checkbox"/>
Hock	L	<input type="checkbox"/>	<input type="checkbox"/>	<input type="checkbox"/>
Hock	R	<input type="checkbox"/>	<input type="checkbox"/>	<input type="checkbox"/>
Stifle	L	<input type="checkbox"/>	<input type="checkbox"/>	<input type="checkbox"/>
Stifle	R	<input type="checkbox"/>	<input type="checkbox"/>	<input type="checkbox"/>

(Signature and stamp)
Mark Deuss
 Veterinary Surgeon
 Steyvershofstraat 37
 3640 Kinrool (B)
 Tel. 0031 6 537 537 01

Necessary results of any other x-ray examinations