

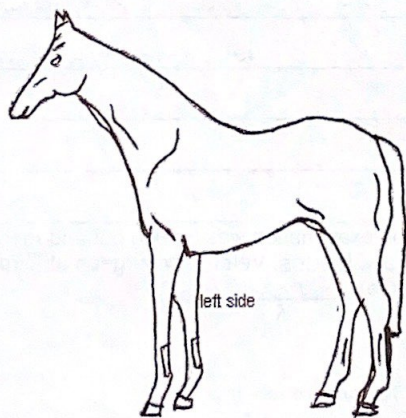
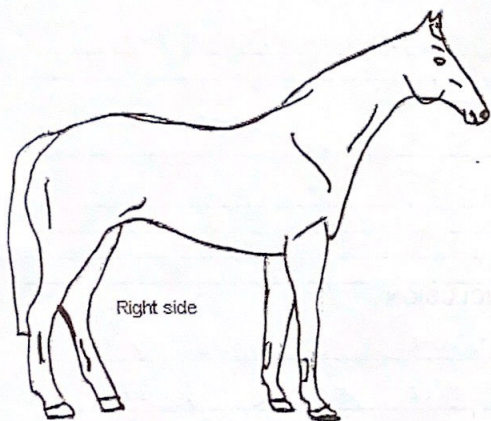
Mark Deuss  
 Veterinary Surgeon

Steyvershofstraat 37  
 3640 Kinrooi (B)  
 Tel. 0(031)6 537 537 01  
 mark.deuss@hotmail.com

## Examination Report

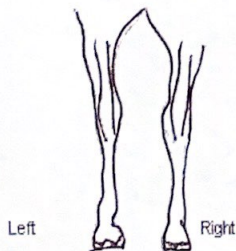
### Examination for the purpose of purchase, sale insurance

Company: \_\_\_\_\_  
 Horse/Pony is used for: SPORTS  
 Client: \_\_\_\_\_  
 Address: \_\_\_\_\_  
 Postal code and town: \_\_\_\_\_  
 Buyer Seller Owner: \_\_\_\_\_  
 Present Yes/No \_\_\_\_\_



Hind rear view

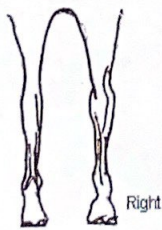
fore rear view



Left

Right

Left



Right

### Description

Race or Type: KWPN  
 Pedigree no.: 528 003 2018 090 46  
 Age: 05/MAY/2018  
 Sex: GELDING  
 Shoulder height: \_\_\_\_\_  
 Level of training: SPORTS  
 Colour: Black  
 Outline: \_\_\_\_\_

"NOIR"  
 (HAMPSHIRE VDL)

fr. STUDBOOK PAPERS!

Microchipnr.: 528210004879864

### General Examination

Build and posture good/deviant: \_\_\_\_\_  
 Feeding condition good/deviant: \_\_\_\_\_  
 Skin and hair good/deviant: \_\_\_\_\_  
 Pulse in condition of rest/possibly after labour: no  
 Respiration in condition of rest/possibly after labour: no  
 Type of respiration normal/deviant: \_\_\_\_\_  
 Mucous membranes normal/deviant: \_\_\_\_\_  
 Lymph glands normal/deviant: \_\_\_\_\_  
 Eyes normal/deviant: \_\_\_\_\_  
 Mouth normal/deviant: \_\_\_\_\_  
 Spontaneous cough present/not present: \_\_\_\_\_  
 Larynx normal/sensitive: \_\_\_\_\_  
 Cicatrice corne operation: present/not present: \_\_\_\_\_

### Further clinical examination

	not deviant	deviant
Respiratory system	<input checked="" type="checkbox"/>	<input type="checkbox"/>
Laryngoscopy if necessary	<input checked="" type="checkbox"/>	<input type="checkbox"/>
Circulation system	<input checked="" type="checkbox"/>	<input type="checkbox"/>
Digestion system	<input checked="" type="checkbox"/>	<input type="checkbox"/>
Urogenital system	<input checked="" type="checkbox"/>	<input type="checkbox"/>
Nervous system	<input checked="" type="checkbox"/>	<input type="checkbox"/>

### Motion system:

Inspection	<input checked="" type="checkbox"/>	<input type="checkbox"/>
Palpation	<input checked="" type="checkbox"/>	<input type="checkbox"/>
Percussion	<input checked="" type="checkbox"/>	<input type="checkbox"/>

Neck	<input checked="" type="checkbox"/>	<input type="checkbox"/>
Withers	<input checked="" type="checkbox"/>	<input type="checkbox"/>
Back	<input checked="" type="checkbox"/>	<input type="checkbox"/>
Groin	<input checked="" type="checkbox"/>	<input type="checkbox"/>
Left forefoot	<input checked="" type="checkbox"/>	<input type="checkbox"/>
Right forefoot	<input checked="" type="checkbox"/>	<input type="checkbox"/>
Left hind leg	<input checked="" type="checkbox"/>	<input type="checkbox"/>
Right hind leg	<input checked="" type="checkbox"/>	<input type="checkbox"/>

Fronts hoofs	<input checked="" type="checkbox"/>	<input type="checkbox"/>
Horn quality	<input checked="" type="checkbox"/>	<input type="checkbox"/>
Hoof percussion	<input checked="" type="checkbox"/>	<input type="checkbox"/>
Hoof visitation	<input checked="" type="checkbox"/>	<input type="checkbox"/>

equal not equal

Walking on hard ground not deviant deviant

straight line    
 Left small volt    
 Right small volt

Trotting on hard ground  
 straight line    
 left small volt    
 right small volt

Trotting on soft ground  
 left volt    
 right volt

Cantering/Galloping on soft ground  
 left volt    
 right volt

Bending tests  
 Tightening of lower foot or leg

Left forefoot ~~not sensitive/sensitive~~  
 Right forefoot ~~not sensitive/sensitive~~  
 Left hind leg ~~not sensitive/sensitive~~  
 Right hind leg ~~not sensitive/sensitive~~  
 Trotting off after two minutes bending

LF  +/- +/- ++  
 RF  +/- +/- ++  
 LH  +/- +/- ++  
 RH  +/- +/- ++  
 L  +/- +/- ++  
 R  +/- +/- ++

Hock:

Fixing the kneecap

L not possible / possible  
 R not possible / possible

if necessary conductivity anaesthesia in consultation with the owner:

Results of the X-ray examination

	good	fair	bad
Navicular	LF <input type="checkbox"/>	<input type="checkbox"/>	<input type="checkbox"/>
Navicular	RF <input type="checkbox"/>	<input type="checkbox"/>	<input type="checkbox"/>
Fetlock	LF <input type="checkbox"/>	<input type="checkbox"/>	<input type="checkbox"/>
Fetlock	RF <input type="checkbox"/>	<input type="checkbox"/>	<input type="checkbox"/>
Fetlock	LH <input type="checkbox"/>	<input type="checkbox"/>	<input type="checkbox"/>
Fetlock	RH <input type="checkbox"/>	<input type="checkbox"/>	<input type="checkbox"/>
Hock	L <input type="checkbox"/>	<input type="checkbox"/>	<input type="checkbox"/>
Hock	R <input type="checkbox"/>	<input type="checkbox"/>	<input type="checkbox"/>
Stifle	L <input type="checkbox"/>	<input type="checkbox"/>	<input type="checkbox"/>
Stifle	R <input type="checkbox"/>	<input type="checkbox"/>	<input type="checkbox"/>

Necessary results of any other x-ray examinations

Number: "Noir"

After the examination blood/no blood was taken to search for illegal practices.  
 If necessary laboratory results:

\_\_\_\_\_  
 \_\_\_\_\_  
 \_\_\_\_\_

IN CONSIGNATION

\_\_\_\_\_  
 \_\_\_\_\_  
 \_\_\_\_\_

FINAL CONCLUSION

CLINICAL IN GENERAL A  
 POSITIVE ADVICE ON THE  
 DAY OF THE EXAMINATION  
 IE 2021/APRIL 24

The examination was carried out and reported by  
 Mark Deuss, Veterinary surgeon at Kinrooi on:  
 (date) 24 April 2021

(Signature and stamp)

Mark Deuss  
 Veterinary Surgeon  
 Verschoofstraat 37  
 340 Kinrooi (B)  
 031 6 537 537 01