

Mark Deuss  
 Veterinary Surgeon

## Examination Report

**Examination for the purpose of purchase, sale insurance**

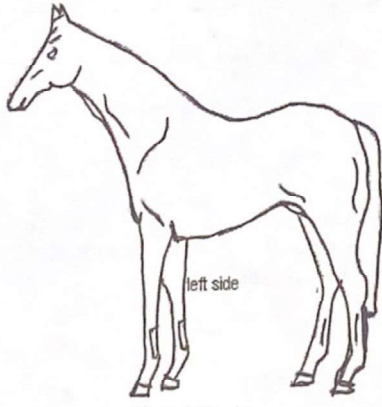
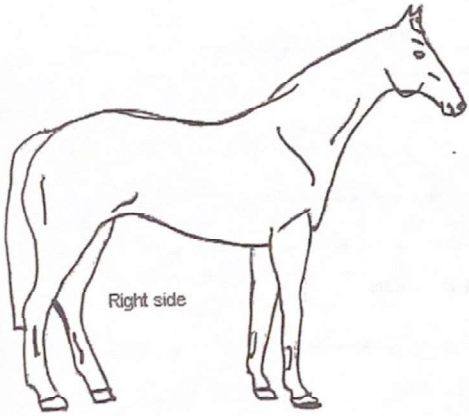
Company: \_\_\_\_\_  
 Horse/Pony is used for: SPORTS  
 Client: \_\_\_\_\_  
 Address: \_\_\_\_\_  
 Postal code and town: \_\_\_\_\_  
 Buyer Seller Owner: \_\_\_\_\_  
 Present Yes/No \_\_\_\_\_

**Description**

Race or Type: KWPN  
 Pedigree no.: 528 003 2018 04684  
 Age: 06 APRIL 2018  
 Sex: STALLION  
 Shoulder height: \_\_\_\_\_  
 Level of training: SPORTS  
 Colour: BAY  
 Outline: \_\_\_\_\_

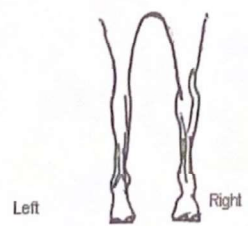
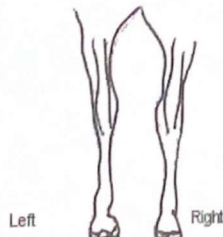
"Number"  
 (GLASGOW - W VH  
 MERELS NEST)

JR. STUBB PAPERS!  
microchip no: 528210004828985



Hind rear view

fore rear view



**General Examination**

Build and posture good/deviant: \_\_\_\_\_  
 Feeding condition good/deviant: \_\_\_\_\_  
 Skin and hair good/deviant: \_\_\_\_\_  
 Pulse in condition of rest/possibly after labour: NO  
 Respiration in condition of rest/possibly after labour: NO  
 Type of respiration normal/deviant: \_\_\_\_\_  
 Mucous membranes normal/deviant: \_\_\_\_\_  
 Lymph glands normal/deviant: \_\_\_\_\_  
 Eyes normal/deviant: \_\_\_\_\_  
 Mouth normal/deviant: \_\_\_\_\_  
 Spontaneous cough present/not present: \_\_\_\_\_  
 Larynx normal/sensitive: \_\_\_\_\_  
 Cicatrice corne operation: present/not present: \_\_\_\_\_

**Further clinical examination**

	not deviant	deviant
Respiratory system	<input checked="" type="checkbox"/>	<input type="checkbox"/>
Laryngoscopy if necessary	<input type="checkbox"/>	<input type="checkbox"/>
Circulation system	<input checked="" type="checkbox"/>	<input type="checkbox"/>
Digestion system	<input checked="" type="checkbox"/>	<input type="checkbox"/>
Urogenital system	<input checked="" type="checkbox"/>	<input type="checkbox"/>
Nervous system	<input checked="" type="checkbox"/>	<input type="checkbox"/>
Motion system:		
Inspection	<input checked="" type="checkbox"/>	<input type="checkbox"/>
Palpation	<input checked="" type="checkbox"/>	<input type="checkbox"/>
Percussion	<input checked="" type="checkbox"/>	<input type="checkbox"/>
Neck	<input checked="" type="checkbox"/>	<input type="checkbox"/>
Withers	<input checked="" type="checkbox"/>	<input type="checkbox"/>
Back	<input checked="" type="checkbox"/>	<input type="checkbox"/>
Groin	<input checked="" type="checkbox"/>	<input type="checkbox"/>
Left forefoot	<input checked="" type="checkbox"/>	<input type="checkbox"/>
Right forefoot	<input checked="" type="checkbox"/>	<input type="checkbox"/>
Left hind leg	<input checked="" type="checkbox"/>	<input type="checkbox"/>
Right hind leg	<input checked="" type="checkbox"/>	<input type="checkbox"/>
Fronts hoofs	<input checked="" type="checkbox"/>	<input type="checkbox"/>
Horn quality	<input checked="" type="checkbox"/>	<input type="checkbox"/>
Hoof percussion	<input checked="" type="checkbox"/>	<input type="checkbox"/>
Hoof visitation	<input checked="" type="checkbox"/>	<input type="checkbox"/>

equal not equal

Walking on hard ground not deviant deviant

straight line    
 Left small volt    
 Right small volt

Trotting on hard ground  
 straight line    
 left small volt    
 right small volt

Trotting on soft ground  
 left volt    
 right volt

Cantering/Galloping on soft ground  
 left volt    
 right volt

Bending tests  
 Tightening of lower foot or leg

Left forefoot  not sensitive/sensitive  
 Right forefoot  not sensitive/sensitive  
 Left hind leg  not sensitive/sensitive  
 Right hind leg  not sensitive/sensitive  
 Trotting off after two minutes bending

LF  +/- +/- ++  
 RF  +/- +/- ++  
 LH  +/- +/- ++  
 RH  +/- +/- ++  
 L  +/- +/- ++  
 R  +/- +/- ++

Hock:

Fixing the kneecap

L not possible / possible  
 R not possible / possible

if necessary conductivity anaesthesia in consultation with the owner:

Results of the X-ray examination

	good	fair	bad
Navicular	LF <input type="checkbox"/>	<input type="checkbox"/>	<input type="checkbox"/>
Navicular	RF <input type="checkbox"/>	<input type="checkbox"/>	<input type="checkbox"/>
Fetlock	LF <input type="checkbox"/>	<input type="checkbox"/>	<input type="checkbox"/>
Fetlock	RF <input type="checkbox"/>	<input type="checkbox"/>	<input type="checkbox"/>
Fetlock	LH <input type="checkbox"/>	<input type="checkbox"/>	<input type="checkbox"/>
Fetlock	RH <input type="checkbox"/>	<input type="checkbox"/>	<input type="checkbox"/>
Hock	L <input type="checkbox"/>	<input type="checkbox"/>	<input type="checkbox"/>
Hock	R <input type="checkbox"/>	<input type="checkbox"/>	<input type="checkbox"/>
Stifle	L <input type="checkbox"/>	<input type="checkbox"/>	<input type="checkbox"/>
Stifle	R <input type="checkbox"/>	<input type="checkbox"/>	<input type="checkbox"/>

Necessary results of any other x-ray examinations

Number: "Ny mor"

After the examination ~~blood~~ no blood was taken to search for illegal practices.  
 If necessary laboratory results:

JN CONSIGNATION

FINAL CONCLUSION

CLINICAL IN GENERAL A POSITIVE  
 ADVICE ~~ON~~ THE DAY OF THE  
 EXAMINATION I.E.  
 2021 / FEB / 22

The examination was carried out and reported by Mark Deuss, Veterinary surgeon at Kinrooi on: (date) 22 / FEB / 2021

(Signature and stamp)  
 Mark Deuss  
 Veterinary Surgeon  
 Steyvershofstraat 37  
 3640 Kinrooi (B)  
 Tel. 0001 6 537 537 01