


Hill House,
2 Falmouth Ave.
Newmarket, Suffolk
CB8 0NB



BAKER McVEIGH
Newmarket, UK

Tel: +44 (0) 1638 667602
Fax: +44 (0) 1638 664110
Email: office@baker-mcveigh.co.uk
Website: www.bakermcveigh.com

2 Stage Certificate of Veterinary Examination of a Horse On Behalf of a Prospective Purchaser

Name of Horse: Orla aka Odomone

Date: 15th July 2022

Breed: Warmblood

Age: 3 yo **Sex:** Filly **Colour:** Bay

Microchip No: 52810004930274



REPORT OF EXAMINATION: I find no clinically discoverable signs of disease, injury or physical abnormality other than those here recorded (or recorded on the attached sheet)

SUMMERVELD, ZA CAPE TOWN, ZA NEWMARKET, UK CHANTILLY, FRANCE YORKSHIRE, UK LAMBOURN, UK JOHANNESBURG, ZA BAHRAIN

PARTNERS:

MR J. McVEIGH BVMS MRCVS

MR A. CLEMENTS BVSc. Cert. ES (Orth) MRCVS

MR D. B. MOIR BVM MRCVS

MR F. PEREZ DEVILLAR LVM Cert. EP MRCVS

MRS J. OWEN BVM MRCVS

MISS L. GRZYCH DVM MRCVS

MR M. O'SULLIVAN MVB MRCVS

MR E. NAGLE DVM MRCVS


MR G. HEPBURN BVMS MRCVS

MR. C. BOLAND BVMedSci BVM BVS MRCVS

MR. G. RYAN MVB MRCVS

REGISTERED OFFICE: 1st Floor, Stanmore House, 15/19 Church Road, Stanmore, Middlesex, HA7 4AR
Company Registration # 5865842

Hill House,
2 Falmouth Ave.
Newmarket, Suffolk
CB8 0NB



BAKER McVEIGH
Newmarket, UK

Tel: +44 (0) 1638 667602
Fax: +44 (0) 1638 664110
Email: office@baker-mcveigh.co.uk
Website: www.bakermcveigh.com

Background: Orla is an unbroken three year old having been at the current yard for approximately 6 months. There is no record of Equine Influenza or Equine Herpes Virus vaccine status.

No previous lameness was declared by the current owner. It was declared the filly had received no medication during his time with the current owner. No surgery/vices were noted or declared.

Conformation: Orla stood at approximately 16.2 hh. The filly was in good condition, walked well with a mild toe out conformation and was slightly off set through the knees.

General Physical Examination:

1. Auscultation of the heart, chest and abdomen were unremarkable.
2. There was mild distension of both fore coffin joints. There was no heat on palpation and the joints handled well on passive flexion.
3. Both fore fetlocks carried some mild distension. There was no heat on palpation and the joints handled well on passive flexion.
4. There was mild digital tendon sheath effusion in both hinds. Both carried no heat and were not painful on passive flexion.
5. The knee and stifle joints didn't have any significant distension and handled well on passive flexion.
6. The flexor tendons and suspensory ligaments were tight and cold and handled well on palpation.
7. Palpation of the back showed no resentment from wither to sacrum. The filly showed good range of motion through her back.
8. The range of flexion and mobility of the neck was within normal limits.
9. The filly was bare footed and is due a trim.
10. A full oral examination was not performed.
11. During all stages of the examination the filly displayed a good temperament.

Locomotor Examination :

- The filly trotted sound in hand and in a straight line on a firm and level surface.
- The filly was examined on a lunge on hard and soft surfaces. She was also examined at the walk and trot in a fibre sand arena where she displayed a fluent action.
- Flexion tests were within normal limits.
- Post exercise examination was unremarkable.

SUMMERVELD, ZA CAPE TOWN, ZA NEWMARKET, UK CHANTILLY, FRANCE YORKSHIRE, UK LAMBOURN, UK JOHANNESBURG, ZA BAHRAIN

PARTNERS:

MR J. McVEIGH BVMS MRCVS

MR A. CLEMENTS BVSc. Cert. ES (Orth) MRCVS

MR D. B. MOIR BVMS MRCVS

MR F. PEREZ DEVILLAR LVM Cert. EP MRCVS

MRS J. OWEN BVMS MRCVS

MISS L. GRZYCH DVM MRCVS

MR M. O'SULLIVAN MVB MRCVS

MR E. NAGLE DVM MRCVS

MR G. HEPBURN BVMS MRCVS


MR. C. BOLAND BVMedSci BVM BVS MRCVS

MR. G. RYAN MVB MRCVS

REGISTERED OFFICE: 1st Floor, Stanmore House, 15/19 Church Road, Stanmore, Middlesex, HA7 4AR

Company Registration # 5865842

Hill House,
2 Falmouth Ave.
Newmarket, Suffolk
CB8 0NB



BAKER McVEIGH
Newmarket, UK

Tel: +44 (0) 1638 667602
Fax: +44 (0) 1638 664110
Email: office@baker-mcveigh.co.uk
Website: www.bakermcveigh.com

Radiography:

The following changes were noted ;

- Mild changes to the lower hock joints on both sides

Overall the radiographs were deemed to be **low risk** for a filly of this age and its intended purpose.

Laboratory Analysis:

A blood sample for prohibited substances was taken and sent for secure storage.

Summary

In my opinion the filly represents a suitable prospect for showjumping purposes. The filly is a sound individual with a good temperament and a fluent action.

Name Dr. Gareth Ryan

Date: 18th July 2022

Disclaimer:

The opinion offered above is based on clinical findings in association with standard diagnostic imaging (radiography and ultrasonography). No warranty or guarantee can be offered in association with this report in regard to the results of future diagnostic imaging techniques such as MRI, nuclear scintigraphy, CT scans or any other extraneous diagnostic technique.

SUMMERVELD, ZA CAPE TOWN, ZA NEWMARKET, UK CHANTILLY, FRANCE YORKSHIRE, UK LAMBOURN, UK JOHANNESBURG, ZA BAHRAIN

PARTNERS:

MR J. McVEIGH BVMS MRCVS

MR A. CLEMENTS BVSc. Cert. ES (Orth) MRCVS

MR D. B. MOIR BVM MRCVS

MR F. PEREZ DEVILLAR LVM Cert. EP MRCVS

MRS J. OWEN BVM MRCVS

MISS L. GRZYCH DVM MRCVS

MR M. O'SULLIVAN MVB MRCVS

MR E. NAGLE DVM MRCVS

MR G. HEPBURN BVMS MRCVS

MR. C. BOLAND BVMedSci BVM BVS MRCVS

MR. G. RYAN MVB MRCVS