

Mark Deuss
Veterinary Surgeon

Steyvershofstraat 37
3640 Kinrooi (B)
Tel. 0(031)6 537 537 01
mark.deuss@hotmail.com

Examination Report

"OGOLDY"
"CASSINI'S GOLDEN Boy"

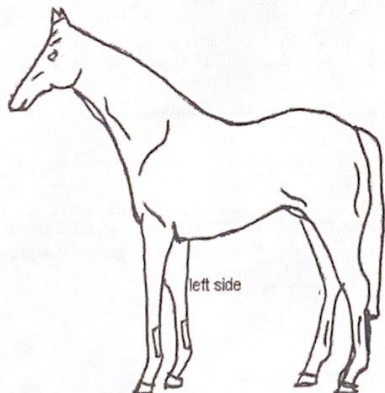
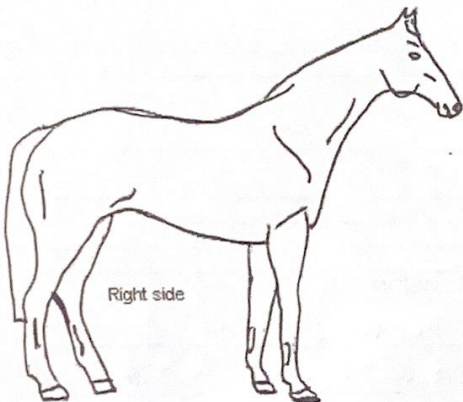
Examination for the purpose of purchase, sale insurance

Company: _____
Horse/Pony is used for: SPORTS
Client: _____
Address: _____
Postal code and town: _____
Buyer Seller Owner: _____
Present Yes/No _____

Description

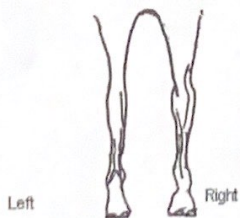
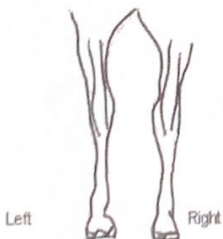
Race or Type: KWPN
Pedigree no.: 528003209 10449
Age: 16/MAY/2019
Sex: STALLION
Shoulder height: _____
Level of training: SPORTS
Colour: BAY
Outline: _____

for studbookpapers
microchipnr. 5280032097086



Hind rear view

fore rear view



General Examination

Build and posture good/deviant: _____
Feeding condition good/deviant: _____
Skin and hair good/deviant: _____
Pulse in condition of rest/possibly after labour: NS
Respiration in condition of rest/possibly after labour: NS
Type of respiration normal/deviant: _____
Mucous membranes normal/deviant: _____
Lymph glands normal/deviant: _____
Eyes normal/deviant: _____
Mouth normal/deviant: _____
Spontaneous cough present/not present: _____
Larynx normal/sensitive: _____
Cicatrice corne operation: present/not present: _____

Further clinical examination

	not deviant	deviant
Respiratory system	<input checked="" type="checkbox"/>	<input type="checkbox"/>
Laryngoscopy if necessary	<input type="checkbox"/>	<input type="checkbox"/>
Circulation system	<input checked="" type="checkbox"/>	<input type="checkbox"/>
Digestion system	<input checked="" type="checkbox"/>	<input type="checkbox"/>
Urogenital system	<input checked="" type="checkbox"/>	<input type="checkbox"/>
Nervous system	<input checked="" type="checkbox"/>	<input type="checkbox"/>
Motion system:		
Inspection	<input checked="" type="checkbox"/>	<input type="checkbox"/>
Palpation	<input checked="" type="checkbox"/>	<input type="checkbox"/>
Percussion	<input checked="" type="checkbox"/>	<input type="checkbox"/>
Neck	<input checked="" type="checkbox"/>	<input type="checkbox"/>
Withers	<input checked="" type="checkbox"/>	<input type="checkbox"/>
Back	<input checked="" type="checkbox"/>	<input type="checkbox"/>
Groin	<input checked="" type="checkbox"/>	<input type="checkbox"/>
Left forefoot	<input checked="" type="checkbox"/>	<input type="checkbox"/>
Right forefoot	<input checked="" type="checkbox"/>	<input type="checkbox"/>
Left hind leg	<input checked="" type="checkbox"/>	<input type="checkbox"/>
Right hind leg	<input checked="" type="checkbox"/>	<input type="checkbox"/>
Fronts hoofs	<input checked="" type="checkbox"/>	<input type="checkbox"/>
Horn quality	<input checked="" type="checkbox"/>	<input type="checkbox"/>
Hoof percussion	<input checked="" type="checkbox"/>	<input type="checkbox"/>
Hoof visitation	<input checked="" type="checkbox"/>	<input type="checkbox"/>

equal not equal

not deviant deviant

Walking on hard ground

straight line

Left small volt

Right small volt

Trotting on hard ground

straight line

left small volt

right small volt

Trotting on soft ground

left volt

right volt

Cantering/Galloping on soft ground

left volt

right volt

Bending tests

Tightening of lower foot or leg

Left forefoot not sensitive/sensitive

Right forefoot not sensitive/sensitive

Left hind leg not sensitive/sensitive

Right hind leg not sensitive/sensitive

Trotting off after two minutes bending

LF - +/- ++

RF - +/- ++

LH - +/- ++

RH - +/- ++

L - +/- ++

R - +/- ++

Hock:

Fixing the kneecap

L not possible / possible

R not possible / possible

if necessary conductivity anaesthesia in consultation with the owner:

Results of the X-ray examination

	good	fair	bad
Navicular	LF <input type="checkbox"/>	<input type="checkbox"/>	<input type="checkbox"/>
Navicular	RF <input type="checkbox"/>	<input type="checkbox"/>	<input type="checkbox"/>
Fetlock	LF <input type="checkbox"/>	<input type="checkbox"/>	<input type="checkbox"/>
Fetlock	RF <input type="checkbox"/>	<input type="checkbox"/>	<input type="checkbox"/>
Fetlock	LH <input type="checkbox"/>	<input type="checkbox"/>	<input type="checkbox"/>
Fetlock	RH <input type="checkbox"/>	<input type="checkbox"/>	<input type="checkbox"/>
Hock	L <input type="checkbox"/>	<input type="checkbox"/>	<input type="checkbox"/>
Hock	R <input type="checkbox"/>	<input type="checkbox"/>	<input type="checkbox"/>
Stifle	L <input type="checkbox"/>	<input type="checkbox"/>	<input type="checkbox"/>
Stifle	R <input type="checkbox"/>	<input type="checkbox"/>	<input type="checkbox"/>

Necessary results of any other x-ray examinations

Number: "OGddy"

After the examination ~~blood~~ no blood was taken to search for illegal practices.

If necessary laboratory results:

IN CONSIGNATION

FINAL CONCLUSION

CLINICAL IN GENERAL A

POSITIVE ADVICE ON THE

DAY OF THE EXAMINATION

25 2022/OCT/22

The examination was carried out and reported by Mark Deuss, Veterinary surgeon at Kinrooi on: (date) 28 OCT 2022

(Signature and stamp)

Mark Deuss
 Veterinary Surgeon
 Stryvershofstraat 37
 3640 Kinrooi (B)
 Tel. 0031 6 537 537 01