

Mark Deuss  
 Veterinary Surgeon

Steyvershofstraat 37  
 3640 Kinrooi (B)  
 Tel. 0(031)6 537 537 01  
 mark.deuss@hotmail.com

### Examination Report

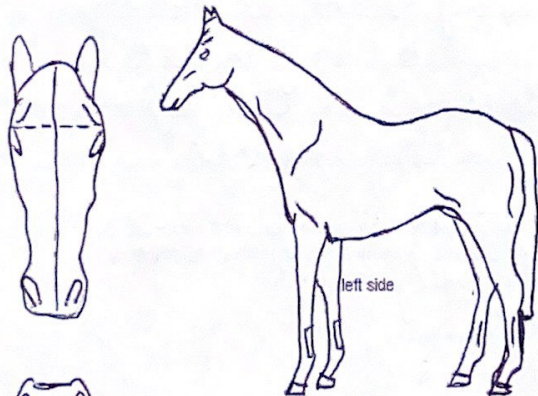
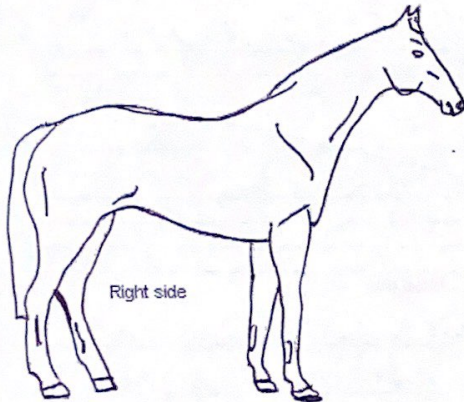
"Ohidoki KV"  
 (Highway TN)

**Examination for the purpose of purchase, sale insurance**

Company: \_\_\_\_\_  
 Horse/Pony is used for: SPORTS  
 Client: \_\_\_\_\_  
 Address: \_\_\_\_\_  
 Postal code ad town: \_\_\_\_\_  
 Buyer Seller Owner: \_\_\_\_\_  
 Present Yes/No \_\_\_\_\_

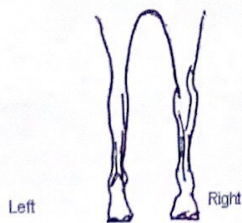
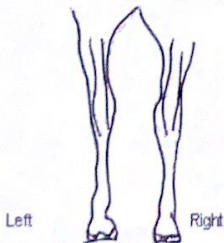
**Description**  
 Race or Type: KWPN  
 Pedigree no.: 588003 2019 05746  
 Age: 05 JUN 2019  
 Sex: MALE  
 Shoulder height: \_\_\_\_\_  
 Level of training: SPORTS  
 Colour: Bay  
 Outline: \_\_\_\_\_

Jr. Strub Bookpapers  
microchip nr.:



Hind rear view

fore rear view



**General Examination**

Build and posture good/deviant: \_\_\_\_\_  
 Feeding condition good/deviant: \_\_\_\_\_  
 Skin and hair good/deviant: \_\_\_\_\_  
 Pulse in condition of rest/possibly after labour: NO  
 Respiration in condition of rest/possibly after labour: NO  
 Type of respiration normal/deviant: \_\_\_\_\_  
 Mucous membranes normal/deviant: \_\_\_\_\_  
 Lymph glands normal/deviant: \_\_\_\_\_  
 Eyes normal/deviant: \_\_\_\_\_  
 Mouth normal/deviant: \_\_\_\_\_  
 Spontaneous cough present/not present: \_\_\_\_\_  
 Larynx normal/sensitive: \_\_\_\_\_  
 Cicatrice corne operation: present/not present: \_\_\_\_\_

**Further clinical examination**

	not deviant	deviant
Respiratory system	<input checked="" type="checkbox"/>	<input type="checkbox"/>
Laryngoscopy if necessary	<input type="checkbox"/>	<input type="checkbox"/>
Circulation system	<input checked="" type="checkbox"/>	<input type="checkbox"/>
Digestion system	<input checked="" type="checkbox"/>	<input type="checkbox"/>
Urogenital system	<input checked="" type="checkbox"/>	<input type="checkbox"/>
Nervous system	<input checked="" type="checkbox"/>	<input type="checkbox"/>

**Motion system:**

Inspection	<input checked="" type="checkbox"/>	<input type="checkbox"/>
Palpation	<input checked="" type="checkbox"/>	<input type="checkbox"/>
Percussion	<input checked="" type="checkbox"/>	<input type="checkbox"/>

Neck	<input checked="" type="checkbox"/>	<input type="checkbox"/>
Withers	<input checked="" type="checkbox"/>	<input type="checkbox"/>
Back	<input checked="" type="checkbox"/>	<input type="checkbox"/>
Groin	<input checked="" type="checkbox"/>	<input type="checkbox"/>
Left forefoot	<input checked="" type="checkbox"/>	<input type="checkbox"/>
Right forefoot	<input checked="" type="checkbox"/>	<input type="checkbox"/>
Left hind leg	<input checked="" type="checkbox"/>	<input type="checkbox"/>
Right hind leg	<input checked="" type="checkbox"/>	<input type="checkbox"/>

	equal	not equal
Fronts hoofs	<input checked="" type="checkbox"/>	<input type="checkbox"/>
Horn quality	<input checked="" type="checkbox"/>	<input type="checkbox"/>
Hoof percussion	<input checked="" type="checkbox"/>	<input type="checkbox"/>
Hoof visitation	<input checked="" type="checkbox"/>	<input type="checkbox"/>



not deviant      deviant

**Walking on hard ground**

straight line           

Left small volt           

Right small volt           

**Trotting on hard ground**

straight line           

left small volt           

right small volt           

**Trotting on soft ground**

left volt           

right volt           

**Cantering/Galloping on soft ground**

left volt           

right volt           

**Bending tests**

Tightening of lower foot or leg

Left forefoot      not sensitive/sensitive

Right forefoot      not sensitive/sensitive

Left hind leg      not sensitive/sensitive

Right hind leg      not sensitive/sensitive

Trotting off after two minutes bending

LF  +/- ++

RF  +/- ++

LH  +/- ++

RH  +/- ++

L  +/- ++

R  +/- ++

Hock:

Fixing the kneecap

L      not possible / possible

R      not possible / possible

Number: Okidoki kv

After the examination blood/no blood was taken to search for illegal practices.  
If necessary laboratory results:

IN CONSIGNATION

**FINAL CONCLUSION**

CLINICAL IN GENERAL A

POSITIVE ADVICE ON THE

DAY OF THE EXAMINATION

IE 2022/JUNE/21

RADIOLOGICAL (DD 08/JUNE/2022):

SEE REMARKS

if necessary conductivity anaesthesia in consultation with the owner:

The examination was carried out and reported by Mark Deuss, Veterinary surgeon at Kinrooi on: (date) 2022/JUNE/21.

**Results of the X-ray examination**

	good	fair	bad
Navicular LF	<input type="checkbox"/>	<input checked="" type="checkbox"/> (till)	<input type="checkbox"/> 3
Navicular RF	<input checked="" type="checkbox"/> till	<input type="checkbox"/>	<input type="checkbox"/> 2+
Fetlock LF	<input checked="" type="checkbox"/> till	<input type="checkbox"/>	<input type="checkbox"/> 2
Fetlock RF	<input type="checkbox"/>	<input type="checkbox"/>	<input type="checkbox"/> 1-2
Fetlock LH	<input type="checkbox"/>	<input type="checkbox"/>	<input type="checkbox"/> 1-2
Fetlock RH	<input type="checkbox"/>	<input type="checkbox"/>	<input type="checkbox"/> 1-2
Hock L	<input type="checkbox"/>	<input type="checkbox"/>	<input type="checkbox"/> 1-2
Hock R	<input type="checkbox"/>	<input type="checkbox"/>	<input type="checkbox"/> 2
Stifle L	<input type="checkbox"/>	<input type="checkbox"/>	<input type="checkbox"/> 1-2
Stifle R	<input type="checkbox"/>	<input type="checkbox"/>	<input type="checkbox"/> 1-2

DD 08/JUNE/2022

(Signature and stamp)

Mark Deuss  
Veterinary Surgeon  
Sleyvershofstraat 37  
3840 Kinrooi (B)  
Tel. 0031 6 537 537 01

Necessary results of any other x-ray examinations

FETLOCK LF: SMALL LIPPING

NAVICULAR RF: SMALL FRAGMENT DISTAL BORDER