

# Examination report

(Formulated by the Netherlands Equine Veterinary Association of the Royal Netherlands Veterinary Association.

The pre-purchase examination was performed using the handbook "De veterinaire keuring van het paard" issue 2007 as a guidance).

Number: E 128957

Client: \_\_\_\_\_

Address: \_\_\_\_\_

Zip code / City: \_\_\_\_\_

Client is present at the exam: yes / no

Client is: buyer / seller / other, namely \_\_\_\_\_

Level of training (according to client): \_\_\_\_\_

Proposed use (according to client): breeding / sport

Location where the exam takes place: clinic / other, namely \_\_\_\_\_

## Signalment

Name: Ollie AS

Breed or type: AES

Studbook no: 528200200018882

Microchip number: 528036201900092

Pedigree: Olympic Grante van Heiste

Age: 04-07-2019 Sex: male

Coat colour: walk Height at withers ± : \_\_\_\_\_

Berlin

## Markings


Head: \_\_\_\_\_

LF: \_\_\_\_\_ LH: \_\_\_\_\_

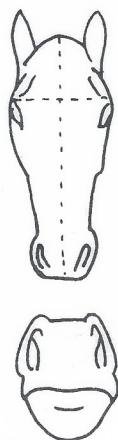
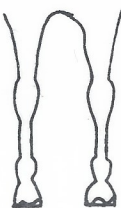
RF: \_\_\_\_\_ RH: \_\_\_\_\_

Other: \_\_\_\_\_

Right side

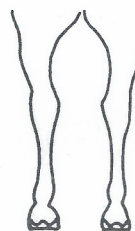


Front limbs  
Rear view

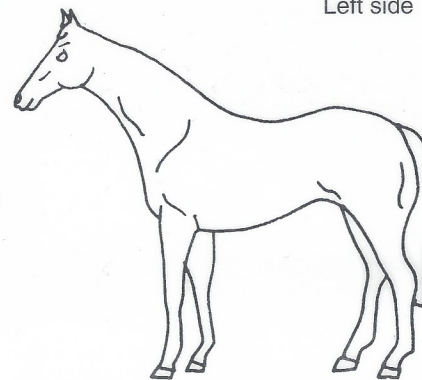


Muzzle

Hindlimbs  
Rear view



Left side



Evidence seen of possible behavioural vices? yes / no (If yes: detail: \_\_\_\_\_)

Blood collected and put into custody by the examining veterinary surgeon? yes / no

Blood sample tested for prohibited substances at client's request? yes / no

Veterinary practice (stamp)  
**Dierenarts L.B. Poorthuis**  
Thijlaan 4 7576 ZB Oldenzaal  
Erkend Dierenarts Paard  
FEI dierenarts en keuringsdierenarts  
paard

## CONCLUSION:

"clinically sound and generally acceptable horse"

1. The examining veterinary surgeon and/or veterinary practice shall not be held liable for loss or damage caused as a result of the performance of the examination or as a result of inaccuracies or shortcomings in their preparation of this report, unless it has been established that this loss or damage is due to malice or negligence on the part of the examining veterinary surgeon.
2. The client shall have the sole right to invoke any action due to liability on the part of the examining veterinary surgeon and/or veterinary practice as described under 1 above. Parties other than the client shall not be entitled to derive any rights to compensation for damages arising from this examination/report.
3. Liability shall be limited at all times to that amount covered by the veterinary surgeon's professional indemnity insurance applicable at the time of the examination. Details of this coverage in the form of policy documents for this insurance may be inspected at the veterinary practice premises, and copies of these may be obtained at first request from the veterinary practice at no charge.
4. The provisions printed on this examination report shall also apply in the event the client fails to sign this form, or refuse to accept receipt of this examination report.
5. If the client upon whose instructions the examination was performed is not the owner of the horse, the client is wholly responsible for having obtained the owner's consent to all procedures performed during the examination, and the client shall fully indemnify the veterinary surgeon in respect of any claim by the owner arising from an allegation that such consent was not given.
6. In the event the client and/or third parties are of the opinion that the health of the horse at the time of the present examination does not correspond to that which is stated in the examination report, these parties must report this to the other party without delay and in writing (for example, together with the purchase contract), under penalty of the lapsing of every right of action against the examining veterinarian and/or the veterinarian practice, and to hold this party liable for compensation, while also simultaneously providing a copy of this report to the examination veterinarian and the veterinarian practice.
7. The laws of the Netherlands shall apply exclusively to any disputes arising from the performance of the examination and/or the completion of the examination report, and the Court of the Netherlands shall retain sole jurisdiction to hear these disputes.
8. In the event of differing interpretations between the Dutch and English text of these conditions, the content of the Dutch text shall be decisive.

Thus examined and reported by me:

Drs. LB Poorthuis  
veterinary surgeon in:  
Thijlaan 4  
Oldenzaal

This report can relate only to the appearance on the date of

examination: 10-10-2022

Signature of Client:

Signature of examining veterinary surgeon:



## General and clinical examination

	normal	abnormal
conformation and stance	<input checked="" type="checkbox"/>	<input type="checkbox"/>
condition	<input checked="" type="checkbox"/>	<input type="checkbox"/>
skin and coat	<input checked="" type="checkbox"/>	<input type="checkbox"/>
mucous membranes	<input checked="" type="checkbox"/>	<input type="checkbox"/>
lymph nodes	<input checked="" type="checkbox"/>	<input type="checkbox"/>
eyes and eyelids	<input checked="" type="checkbox"/>	<input type="checkbox"/>
<b>Respiratory system</b>		
respiration at rest	<input checked="" type="checkbox"/>	<input type="checkbox"/>
type of respiration	<input checked="" type="checkbox"/>	<input type="checkbox"/>
spontaneous coughing	<input checked="" type="checkbox"/> no	<input type="checkbox"/> yes
larynx sensitivity	<input checked="" type="checkbox"/>	<input type="checkbox"/>
respiration after exercise	<input checked="" type="checkbox"/>	<input type="checkbox"/>
abnormal sounds	<input checked="" type="checkbox"/> no	<input type="checkbox"/> yes
laryngoscopy performed	<input checked="" type="checkbox"/> no	<input type="checkbox"/> yes
laryngoscopy findings	<input checked="" type="checkbox"/>	<input checked="" type="checkbox"/>
<b>Circulatory system</b>		
peripheral circulation	<input checked="" type="checkbox"/>	<input type="checkbox"/>
heart at rest	<input checked="" type="checkbox"/>	<input type="checkbox"/>
heart after exercise	<input checked="" type="checkbox"/>	<input type="checkbox"/>
<b>Digest. system</b> (ext. insp.)	<input checked="" type="checkbox"/>	<input type="checkbox"/>
mouth, teeth, tongue	<input checked="" type="checkbox"/>	<input type="checkbox"/>
<b>Urogen. system</b> (ext. insp.)	<input checked="" type="checkbox"/>	<input type="checkbox"/>
<b>Nervous system</b>		
tail tone	<input checked="" type="checkbox"/>	<input type="checkbox"/>
correction reflexes	<input checked="" type="checkbox"/>	<input type="checkbox"/>
coordination	<input checked="" type="checkbox"/>	<input type="checkbox"/>

## Inspection, palpation and eventual percussion

	normal	abnormal
head	<input checked="" type="checkbox"/>	<input type="checkbox"/>
neck	<input checked="" type="checkbox"/>	<input type="checkbox"/>
withers	<input checked="" type="checkbox"/>	<input type="checkbox"/>
back	<input checked="" type="checkbox"/>	<input type="checkbox"/>
croup	<input checked="" type="checkbox"/>	<input type="checkbox"/>
left frontlimb	<input checked="" type="checkbox"/>	<input type="checkbox"/>
right frontlimb	<input checked="" type="checkbox"/>	<input type="checkbox"/>
left hindlimb	<input checked="" type="checkbox"/>	<input type="checkbox"/>
right hindlimb	<input checked="" type="checkbox"/>	<input type="checkbox"/>
<b>Hooves</b>		
horn quality	<input checked="" type="checkbox"/>	<input type="checkbox"/>
hoof percussion	<input checked="" type="checkbox"/>	<input type="checkbox"/>
hoof shape	<input checked="" type="checkbox"/> even	<input type="checkbox"/> uneven
shoeing	<input checked="" type="checkbox"/> no	<input type="checkbox"/> front / front and hind
type of shoeing		

## Walk, trot and canter

	normal	abnormal
<b>Walking on hard surface</b>		
straight line	<input checked="" type="checkbox"/>	<input type="checkbox"/>
small circle on the left	<input checked="" type="checkbox"/>	<input type="checkbox"/>
small circle on the right	<input checked="" type="checkbox"/>	<input type="checkbox"/>
<b>Trotting on hard surface</b>		
straight line	<input checked="" type="checkbox"/>	<input type="checkbox"/>
small circle on the left	<input checked="" type="checkbox"/>	<input type="checkbox"/>
small circle on the right	<input checked="" type="checkbox"/>	<input type="checkbox"/>
<b>Trotting on soft surface</b>		
small circle on the left	<input checked="" type="checkbox"/>	<input type="checkbox"/>
small circle on the right	<input checked="" type="checkbox"/>	<input type="checkbox"/>
<b>Cantering on soft surface</b>		
small circle on the left	<input checked="" type="checkbox"/>	<input type="checkbox"/>
small circle on the right	<input checked="" type="checkbox"/>	<input type="checkbox"/>

## Flexion tests:

*hind flexions not possible*

Forced flexion: Trotting after 1 min. flexion:

LF not sensitive / sensitive	LF	-	±	+	++
RF not sensitive / sensitive	RF	-	±	+	++
LH not sensitive / sensitive	LH	-	±	+	++
RH not sensitive / sensitive	RH	-	±	+	++

*due to level of training*

Radiological examination performed: ☒ yes ☐ no

Number of X rays: *20*

## Assessment of radiographs:

		Grading	
Navicular bone	LF	<i>1-2</i>	RF <i>1-2</i>
Fetlock joint	LF	<i>2</i>	RF <i>2</i>
Sesamoid bones	LF	<i>1-2</i>	RF <i>1-2</i>
Tarsal joint	LH	<i>1-2</i>	RH <i>1-2</i>

	Fragments		Remarks
	-	+	
Fetlock joint	LF	<input checked="" type="checkbox"/>	<input type="checkbox"/>
Fetlock joint	RF	<input checked="" type="checkbox"/>	<input type="checkbox"/>
Stifle joint	LH	<input checked="" type="checkbox"/>	<input type="checkbox"/>
Stifle joint	RH	<input type="checkbox"/>	<input checked="" type="checkbox"/>
Tarsal joint	LH	<input checked="" type="checkbox"/>	<input type="checkbox"/>
Tarsal joint	RH	<input checked="" type="checkbox"/>	<input type="checkbox"/>
Fetlock joint	LH	<input checked="" type="checkbox"/>	<input type="checkbox"/>
Fetlock joint	RH	<input checked="" type="checkbox"/>	<input type="checkbox"/>

*fragments (3)*

## Radiological exam of other parts / extra findings:

*\* fragments can be removed by surgery*

## Other remarks: