

Mark Deuss  
 Veterinary Surgeon

Steyvershofstraat 37  
 3640 Kinrooi (B)  
 Tel. 0(031)6 537 537 01  
 mark.deuss@hotmail.com

### Examination Report

STAL GAMBHIRSINGH PRINCESS  
 (Vimpenny THUNDER)


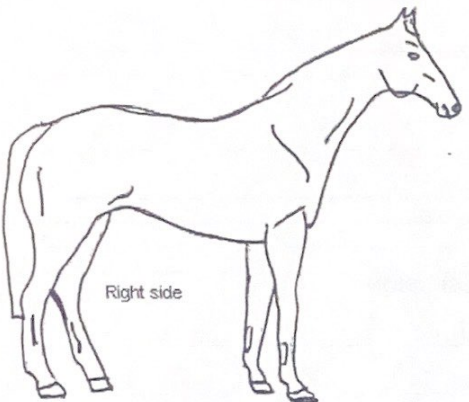
**Examination for the purpose of purchase, sale insurance**

Company: \_\_\_\_\_  
 Horse/Pony is used for: SPORTS  
 Client: \_\_\_\_\_  
 Address: \_\_\_\_\_  
 Postal code ad town: \_\_\_\_\_  
 Buyer Seller Owner: \_\_\_\_\_  
 Present Yes/No \_\_\_\_\_

**Description**

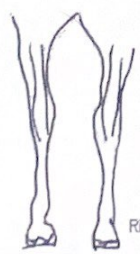
Race or Type: WELSH  
 Pedigree no.: 528 019 02 0004342  
 Age: 22/MAY/2015  
 Sex: FEMALE  
 Shoulder height: \_\_\_\_\_  
 Level of training: SPORTS  
 Colour: grey  
 Outline: \_\_\_\_\_

fr. studbookpaper 25!  
microchipnr.: 528210004332977

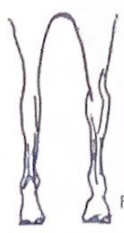


Hind rear view

fore rear view



Right



Right

**General Examination**

Build and posture good/deviant: \_\_\_\_\_  
 Feeding condition good/deviant: \_\_\_\_\_  
 Skin and hair good/deviant: \_\_\_\_\_  
 Pulse in condition of rest/possibly after labour: 72  
 Respiration in condition of rest/possibly after labour: 20  
 Type of respiration normal/deviant: \_\_\_\_\_  
 Mucous membranes normal/deviant: \_\_\_\_\_  
 Lymph glands normal/deviant: \_\_\_\_\_  
 Eyes normal/deviant: \_\_\_\_\_  
 Mouth normal/deviant: \_\_\_\_\_  
 Spontaneous cough present/not present: \_\_\_\_\_  
 Larynx normal/sensitive: \_\_\_\_\_  
 Cicatrice corne operation: present/not present: \_\_\_\_\_

**Further clinical examination**

	not deviant	deviant
Respiratory system	<input checked="" type="checkbox"/>	<input type="checkbox"/>
Laryngoscopy if necessary	<input type="checkbox"/>	<input type="checkbox"/>
Circulation system	<input checked="" type="checkbox"/>	<input type="checkbox"/>
Digestion system	<input checked="" type="checkbox"/>	<input type="checkbox"/>
Urogenital system	<input checked="" type="checkbox"/>	<input type="checkbox"/>
Nervous system	<input checked="" type="checkbox"/>	<input type="checkbox"/>
<b>Motion system:</b>		
Inspection	<input checked="" type="checkbox"/>	<input type="checkbox"/>
Palpation	<input checked="" type="checkbox"/>	<input type="checkbox"/>
Percussion	<input checked="" type="checkbox"/>	<input type="checkbox"/>
Neck	<input checked="" type="checkbox"/>	<input type="checkbox"/>
Withers	<input checked="" type="checkbox"/>	<input type="checkbox"/>
Back	<input checked="" type="checkbox"/>	<input type="checkbox"/>
Groin	<input checked="" type="checkbox"/>	<input type="checkbox"/>
Left forefoot	<input checked="" type="checkbox"/>	<input type="checkbox"/>
Right forefoot	<input checked="" type="checkbox"/>	<input type="checkbox"/>
Left hind leg	<input checked="" type="checkbox"/>	<input type="checkbox"/>
Right hind leg	<input checked="" type="checkbox"/>	<input type="checkbox"/>
Fronts hoofs	<input checked="" type="checkbox"/>	<input type="checkbox"/>
Horn quality	<input checked="" type="checkbox"/>	<input type="checkbox"/>
Hoof percussion	<input checked="" type="checkbox"/>	<input type="checkbox"/>
Hoof visitation	<input checked="" type="checkbox"/>	<input type="checkbox"/>

equal not equal

not deviant      deviant

**Walking on hard ground**

straight line           

Left small volt           

Right small volt           

**Trotting on hard ground**

straight line     

left small volt     

right small volt     

**Trotting on soft ground**

left volt     

right volt     

**Cantering/Galloping on soft ground**

left volt     

right volt     

**Bending tests**  
Tightening of lower foot or leg

Left forefoot      not sensitive/sensitive

Right forefoot      not sensitive/sensitive

Left hind leg      not sensitive/sensitive

Right hind leg      not sensitive/sensitive

Trotting off after two minutes bending

LF -1    +/-    +/-    ++

RF -1    +/-    +/-    ++

LH -1    +/-    +/-    ++

RH -1    +/-    +/-    ++

L -1    +/-    +/-    ++

R -1    +/-    +/-    ++

Hock:

Fixing the kneecap

L      not possible / possible

R      not possible / possible

if necessary conductivity anaesthesia in consultation with the owner:

**Results of the X-ray examination**

		good	fair	bad
Navicular	LF	<input type="checkbox"/>	<input type="checkbox"/>	<input type="checkbox"/>
Navicular	RF	<input type="checkbox"/>	<input type="checkbox"/>	<input type="checkbox"/>
Fetlock	LF	<input type="checkbox"/>	<input type="checkbox"/>	<input type="checkbox"/>
Fetlock	RF	<input type="checkbox"/>	<input type="checkbox"/>	<input type="checkbox"/>
Fetlock	LH	<input type="checkbox"/>	<input type="checkbox"/>	<input type="checkbox"/>
Fetlock	RH	<input type="checkbox"/>	<input type="checkbox"/>	<input type="checkbox"/>
Hock	L	<input type="checkbox"/>	<input type="checkbox"/>	<input type="checkbox"/>
Hock	R	<input type="checkbox"/>	<input type="checkbox"/>	<input type="checkbox"/>
Stifle	L	<input type="checkbox"/>	<input type="checkbox"/>	<input type="checkbox"/>
Stifle	R	<input type="checkbox"/>	<input type="checkbox"/>	<input type="checkbox"/>

Necessary results of any other x-ray examinations

\_\_\_\_\_

\_\_\_\_\_

Number: "STAL GAMBHIRSING PRINCESS"

After the examination no blood/no blood was taken to search for illegal practices.

If necessary laboratory results:

\_\_\_\_\_

\_\_\_\_\_

In CONSIGNATION

**FINAL CONCLUSION**

Clinical in GENERAL A

POSITIVE ADVICE ON THE

DAY OF THE EXAMINATION

ie 22/MARCH/04

The examination was carried out and reported by Mark Deuss, Veterinary surgeon at Kinrooi on: (date) 21 MARCH 2004

(Signature and stamp)

Mark Deuss  
Veterinary Surgeon  
Steyverhoofstraat 37  
6840 Kinrooi (B)  
Tel. 0031 6 537 537 01